

# B S D & Co.

Chartered Accountants

Branch Office Delhi : 810, 8th floor, Antriksh Bhawan, 22 Kasturba Gandhi Marg, New Delhi-110001(Delhi)  
Tel. : 011-43029888, E-mail : delhi@bsdgroup.in • Website : www.bsdgroup.in

## INDEPENDENT AUDITORS' REPORT

To The Members of Omaxe New Chandigarh Developers Private Limited

### Report on the Consolidated Financial Statements

#### Opinion

We have audited the accompanying consolidated financial statements of **Omaxe New Chandigarh Developers Private Limited** ("the Holding Company") and its subsidiaries (collectively referred to as "the Group") comprising of the Consolidated Balance Sheet as at 31<sup>st</sup> March 2023, the Consolidated Statement of Profit and Loss (including Other Comprehensive Income/Loss), the Consolidated Statement of Changes in Equity and the Consolidated Statement of Cash Flow for the year then ended, and Notes to Consolidated Financial Statements including a summary of the significant accounting policies and other explanatory information (hereinafter referred to as "the consolidated financial statements").


In our opinion and to the best of our information and according to the explanations given to us, the aforesaid consolidated financial statements give the information required by the Companies Act, 2013 (the "Act") in the manner so required and give a true and fair view in conformity with Indian Accounting Standards prescribed under section 133 of the Act read with the Companies (Indian Accounting Standards) Rules, 2015, as amended and other accounting principles generally accepted in India, of the consolidated state of affairs of the Group as at 31st March 2023, of its consolidated loss and other comprehensive income, consolidated changes in equity and consolidated cash flows for the year then ended.

#### Basis for Opinion

We conducted our audit of the consolidated financial statements in accordance with the Standards on Auditing (SAs) specified under section 143(10) of the Act. Our responsibilities under those SAs are further described in the Auditor's Responsibilities for the Audit of the Consolidated Financial Statements section of our report. We are independent of the Group in accordance with the Code of Ethics issued by the Institute of Chartered Accountants of India (ICAI) together with the ethical requirements that are relevant to our audit of the consolidated financial statements under the provisions of the Act and the Rules thereunder, and we have fulfilled our other ethical responsibilities in accordance with these requirements and the ICAI's Code of Ethics. We believe that the audit evidence we have obtained is sufficient and appropriate to provide a basis for our audit opinion on the consolidated financial statements.


#### Key Audit Matters

Key audit matters ("KAM") are those matters that, in our professional judgement, were of most significance in our audit of the consolidated financial statements of the current period. These matters were addressed in the context of our audit of the consolidated financial statements as a whole, and in forming our opinion thereon, and we do not provide a separate opinion on these matters. We have determined the matters described below to be the key audit matters to be communicated in our report.




## Description of Key Audit Matters

Sr. No.	Key Audit Matters	<u>How that matter was addressed in our audit report</u>
1	<p><b><u>Revenue recognition</u></b></p> <p>The Group applies Ind AS 115 “Revenue from contracts with customers” for recognition of revenue from real estate projects, which is being recognized at a point in time upon the Group satisfying its performance obligations and the customer obtaining control of the underlying asset. Considering application of Ind AS 115 involves certain key judgment’s relating to identification of contracts with customer, identification of distinct performance obligations, determination of transaction price of the identified performance obligations, the appropriateness of the basis used to measure revenue recognised over a period. Additionally, Ind AS 115 contains disclosures which involves collation of information in respect of disaggregated revenue and periods over which the remaining performance obligations will be satisfied subsequent to the balance sheet date</p> <p>Refer Note 30 to the Consolidated Financial Statements</p>	<p>Our audit procedure on revenue recognition from real estate projects included:</p> <p>Selecting sample to identify contracts with customers, identifying separate performance obligation in the contracts, determination of transaction price and allocating the transaction price to separate performance obligation.</p> <p>On selected samples, we tested that the revenue recognition is in accordance with accounting standards by</p> <p>i) Reading, analyzing and identifying the distinct performance obligations in real estate projects.</p> <p>ii) Comparing distinct performance obligations with that identified and recorded.</p> <p>iii) Reading terms of agreement to determine transaction price including variable consideration to verify transaction price used to recognize revenue.</p> <p>iv) Performing, analytical procedures to verify reasonableness of revenue accounted by the Group.</p>
2	<p><b><u>Pending Income Tax cases</u></b></p> <p>The Group has pending income tax cases involving tax demands which involves significant judgment to determine possible outcome of these cases.</p> <p>Refer Note 40 to the Consolidated Financial Statements</p>	<p>We obtained details of all pending income tax matters involving tax demands on the Group and discussed with the Group’s in house tax team regarding sustainability of Group’s claim before various income tax/ appellate authorities on matters under litigation. The in-house tax team of the Group relied upon past legal and other rulings; submissions made by them during various hearings held; which was taken in consideration by us to evaluate management position on these tax demands.</p>
3	<p><b><u>Liability for Non-performance of real estate agreements/ civil law suits against the Group</u></b></p> <p>The Group may be liable to pay damages/</p>	<p>We obtained details/ list of pending civil cases</p>



	<p>interest for specific non- performance of certain real estate agreements, civil cases preferred against the Group for specific performance of the land agreement, the liability on account of these, if any has been disclosed as contingent liability. However, the amount is not quantifiable.</p> <p>Refer Note 40 to the Consolidated Financial Statements</p>	<p>and reviewed on sample basis real estate agreements, to ascertain damages on account of non-performance of those agreements and discussed with the legal team of the Group to evaluate management position. We have been represented that owing to the nature of contingency, the amount is not quantifiable.</p>
4	<p><b><u>Inventories</u></b></p> <p>The Group's inventories mainly comprise of Land, Construction Work in Progress, Completed Real Estate Projects, Construction material and Projects-in-Progress.</p> <p>The inventories are carried at lower of cost and net realizable value (NRV). NRV of completed property is assessed by reference to market price existing at the reporting date and based on comparable transactions made by the Group and/or identified by the Group for properties in same geographical area. NRV of properties under construction is assessed with reference to market value of completed property as at the reporting date less estimated cost to complete.</p> <p>The carrying value of inventories is significant part of the total assets of the Group and involves significant estimates and judgments in assessment of NRV. Accordingly, it has been considered as key audit matter.</p>	<p>Our audit procedures to assess the net realizable value (NRV) of the inventories include the following:</p> <p>We had discussions with Management to understand Management's process and methodology to estimate NRV, including key assumptions used and we also verified project wise un-sold area and recent sale prices and estimated cost of construction to complete projects.</p>
5	<p><b><u>Recognition and measurement of deferred tax assets</u></b></p> <p>Under Ind AS, the Group is required to reassess recognition of deferred tax asset at each reporting date. The Group has deferred tax assets in respect of brought forward losses and other temporary differences, as set out in Note No. 6 and 38 to the consolidated financial statements.</p> <p>The Group's deferred tax assets in respect of brought forward business losses are</p>	<p>Our Audit procedures include:</p> <p>i) Obtained an understanding of the process and tested the control over recording of deferred tax and review of deferred tax at each reporting date</p> <p>ii) Evaluated management assumptions, used to determine the probability that deferred tax assets recognised in the balance sheet will be recovered through taxable income in future years, by handing over of major real estate projects.</p>



<p>based on the projected profitability. This is determined on the basis of significant management judgement and estimation given that is based on assumptions such as the likely timing and level of future taxable profits which are affected by expected future market and economic conditions.</p> <p>We have identified recognition of deferred tax assets as key audit matter because of the related complexity and subjectivity of the assessment process.</p>	<p>iii) Tested the computations of amount and tax rate used for recognition of deferred tax assets. iv) We have also focused on the adequacy of Group's disclosure on deferred tax.</p>
---	---

### Other information


The Holding Company's Management and Board of Directors are responsible for the preparation of the other information. The other information comprises the information included in the Management Discussion and Analysis, Board's Report including Annexures to Board's Report, Business Responsibility Report, Corporate Governance and Shareholder's Information, but does not include the consolidated financial statements and our auditor's report thereon. Our opinion on the consolidated financial statements does not cover the other information and we do not express any form of assurance conclusion thereon.

In connection with our audit of the consolidated financial statements, our responsibility is to read the other information and, in doing so, consider whether the other information is materially inconsistent with the consolidated financial statements or our knowledge obtained during the course of our audit or otherwise appears to be materially misstated.

If, based on the work we have performed, we conclude that there is a material misstatement of this other information, we are required to report that fact. We have nothing to report in this regard.

### Management's Responsibilities for the Consolidated Financial Statements

The Holding Company's Management and Board of Directors are responsible for the preparation and presentation of these consolidated financial statements in terms of the requirements of the Act that give a true and fair view of the consolidated financial position, consolidated financial performance including other comprehensive income/loss, consolidated cash flows and consolidated statement of changes in equity of the Group in accordance with the accounting principles generally accepted in India, including the Accounting Standards specified under Section 133 of the Act, read with rule 3 of the Companies (Indian Accounting Standards) Rules, 2015 and Companies (Indian Accounting Standards) amendment Rules, 2016. The respective Board of Directors of the Companies included in the Group are responsible for maintenance of adequate accounting records in accordance with the provisions of the Act for safeguarding the assets of the Group and for preventing and detecting frauds and other irregularities; the selection and application of appropriate accounting policies; making judgments and estimates that are reasonable and prudent; and the design, implementation and maintenance of adequate internal financial controls, that were operating effectively for ensuring the accuracy and completeness of the accounting records, relevant to the preparation and presentation of the financial statements that give a true and fair view and are free from material misstatement, whether due to fraud or error, which have been used for the purpose of preparation of the consolidated financial statements by the Directors of the Holding Company, as aforesaid



In preparing the consolidated financial statements, the respective Management and Board of Directors of the entities included in the Group are responsible for assessing the ability of each entity to continue as a going concern, disclosing, as applicable matters related to going concern and using the going concern basis of accounting unless Management either intends to liquidate the entity or to cease operations, or has no realistic alternative but to do so.


The respective Board of Directors of the entities included in the Group are responsible for overseeing the financial reporting process of the Group.

### **Auditor's Responsibilities for the Audit of the Consolidated Financial statements**

Our objectives are to obtain reasonable assurance about whether the consolidated financial statements as a whole are free from material misstatement, whether due to fraud or error, and to issue an auditor's report that includes our opinion. Reasonable assurance is a high level of assurance, but is not a guarantee that an audit conducted in accordance with SAs will always detect a material misstatement when it exists. Misstatements can arise from fraud or error and are considered material if, individually or in the aggregate, they could reasonably be expected to influence the economic decisions of users taken on the basis of these consolidated financial statements.

As part of an audit in accordance with SAs, we exercise professional judgment and maintain professional skepticism throughout the audit. We also:

- Identify and assess the risks of material misstatement of the consolidated financial statements, whether due to fraud or error, design and perform audit procedures responsive to those risks, and obtain audit evidence that is sufficient and appropriate to provide a basis for our opinion. The risk of not detecting a material misstatement resulting from fraud is higher than for one resulting from error, as fraud may involve collusion, forgery, intentional omissions, misrepresentations, or the override of internal control.
- Obtain an understanding of internal financial controls relevant to the audit in order to design audit procedures that are appropriate in the circumstances. Under section 143(3)(i) of the Act, we are also responsible for expressing our opinion on whether the Holding Company and subsidiary companies has adequate internal financial controls system in place and the operating effectiveness of such controls.
- Evaluate the appropriateness of accounting policies used and the reasonableness of accounting estimates and related disclosures made by Management.
- Conclude on the appropriateness of Management's use of the going concern basis of accounting and, based on the audit evidence obtained, whether a material uncertainty exists related to events or conditions that may cast significant doubt on the ability of the Group to continue as a going concern. If we conclude that a material uncertainty exists, we are required to draw attention in our auditor's report to the related disclosures in the consolidated financial statements or, if such disclosures are inadequate, to modify our opinion. Our conclusions are based on the audit evidence obtained up to the date of our auditor's report. However, future events or conditions may cause the Group to cease to continue as a going concern.
- Evaluate the overall presentation, structure and content of the consolidated financial statements, including the disclosures, and whether the consolidated financial statements represent the underlying transactions and events in a manner that achieves fair presentation.
- Obtain sufficient appropriate audit evidence regarding the financial information of the entities or business activities within the Group of which we are the independent auditors and whose



financial information we have audited, to express an opinion on the consolidated financial statements. We are responsible for the direction, supervision and performance of the audit of the financial statements of such entities included in the consolidated financial statements of which we are the independent auditor. We remain solely responsible for our audit opinion.

Materiality is the magnitude of misstatements in the consolidated financial statements that, individually or in aggregate, makes it probable that the economic decisions of a reasonably knowledgeable user of the consolidated financial statements may be influenced. We consider quantitative materiality and qualitative factors in (i) planning the scope of our audit work and in evaluating the results of our work; and (ii) to evaluate the effect of any identified misstatements in the consolidated financial statements.

We believe that the audit evidence obtained by us is sufficient and appropriate to provide a basis for our audit opinion on the consolidated financial statements.

We communicate with those charged with governance of the Holding Company and such other entities included in the consolidated financial statements of which we are independent auditors regarding, among other matters, the planned scope and timing of the audit and significant audit findings, including any significant deficiencies in internal control that we identify during our audit.

We also provide those charged with governance with a statement that we have complied with relevant ethical requirements regarding independence, and to communicate with them all relationships and other matters that may reasonably be thought to bear on our independence, and where applicable, related safeguards.

From the matters communicated with those charged with governance, we determine those matters that were of most significance in the audit of the consolidated financial statements of the current period and are therefore the key audit matters. We describe these matters in our auditor's report unless law or regulation precludes public disclosure about the matter or when, in extremely rare circumstances, we determine that a matter should not be communicated in our report because the adverse consequences of doing so would reasonably be expected to outweigh the public interest benefits of such communication.

### **Report on Other Legal and Regulatory Requirements**

1. As required by Section 143(3) of the Act, based on our audit we report that:


- a. We have sought and obtained all the information and explanations which to the best of our knowledge and belief were necessary for the purposes of our audit of the aforesaid consolidated financial statements.
- b. In our opinion, proper books of account as required by law relating to the preparation of the aforesaid consolidated financial statements have been kept by the Company so far as it appears from our examination of those books.
- c. The consolidated balance sheet, the consolidated statement of profit and loss (including other comprehensive income/loss), the consolidated statement of changes in equity and the consolidated statement of cash flow dealt with by this report are in agreement with the relevant books of account maintained for the purpose of preparation of the consolidated financial statements.
- d. In our opinion, the aforesaid consolidated financial statements comply with the Indian Accounting Standards specified under Section 133 of the Act.



- e. On the basis of the written representations received from the directors of the Holding company and its subsidiaries as on 31<sup>st</sup> March, 2023 and taken on record by the Board of Directors of respective companies, none of the directors of the holding company and its subsidiaries which are companies incorporated in India is disqualified as on 31<sup>st</sup> March 2023 from being appointed as a director in terms of Section 164(2) of the Act.
- f. With respect to the adequacy of the internal financial controls with reference to the financial statements of the Holding Company and its subsidiaries and the operating effectiveness of such controls, refer to our separate report in “**Annexure-I**”.
- g. With respect to the other matters to be included in the Auditor’s Report in accordance with the requirements of section 197(16) of the Act:

In our opinion and to the best of our information and according to the explanations given to us, no managerial remuneration was paid during the current year.


- h. With respect to the other matters to be included in the Auditor’s Report in accordance with Rule 11 of the Companies (Audit and Auditors) Rules, 2014, in our opinion and to the best of our information and according to the explanations given to us:
  - i. The consolidated financial statements disclose the impact of pending litigations as at 31<sup>st</sup> March 2023 on the consolidated financial position of the Group.
  - ii. There are no material foreseeable losses on long term contracts including derivative contracts requiring provision.
  - iii. There were no amounts which were required to be transferred, to the Investor Education and Protection Fund by the Group.
  - iv. (a) The respective Managements of the Holding Company and its subsidiaries whose financial statements have been audited under the Act have represented to us that, to the best of its knowledge and belief as disclosed in Note 57(a) to Consolidated Financial Statements no funds have been advanced or loaned or invested (either from borrowed funds or share premium or any other sources or kind of funds) by the Holding Company or any of such subsidiaries to or in any other person(s) or entity(ies), including foreign entities (“Intermediaries”), with the understanding, whether recorded in writing or otherwise, that the Intermediary shall, whether, directly or indirectly lend or invest in other persons or entities identified in any manner whatsoever by or on behalf of the Holding Company or any of such subsidiaries (“Ultimate Beneficiaries”) or provide any guarantee, security or the like on behalf of the Ultimate Beneficiaries;
  - (b) The respective Managements of the Holding Company and its subsidiaries whose financial statements have been audited under the Act have represented to us that, to the best of its knowledge and belief as disclosed in Note 57(b) to Consolidated Financial Statements no funds have been received by the Holding Company or any of such subsidiaries from any person(s) or entity(ies), including foreign entities (“Funding Parties”), with the understanding, whether recorded in writing or otherwise, that the Holding Company or any of such subsidiaries shall, whether, directly or indirectly, lend or invest in other persons or entities identified in any manner whatsoever by or on behalf of the Funding Party (“Ultimate Beneficiaries”) or provide any guarantee, security or the like on behalf of the Ultimate Beneficiaries;




(c)Based on the audit procedures that have been considered reasonable and appropriate in the circumstances performed by us, nothing has come to our notice that has caused us to believe that the representations under sub-clause (a) and (b) contain any material misstatement.

- v. Proviso to Rule 3(1) of the Companies (Accounts) Rules, 2014 for maintaining the Books of Accounts using accounting software which has feature of recording Audit Trail (Edit Log) is applicable to the Holding Company and its subsidiaries with effect from 1<sup>st</sup> April 2023 and accordingly reporting under Rule 11(g) of Companies (Audit and Auditors) Rule 2014 is not applicable for the financial year ended 31<sup>st</sup> March 2023.
2. With respect to the matters specified in paragraphs 3(xxi) and 4 of the Companies (Auditor's Report) Order, 2020 (the "Order"/ "CARO") issued by the Central Government in terms of Section 143(11) of the Act, to be included in the Auditor's report, according to the information and explanations given to us, and based on the CARO reports issued by us for the companies included in the consolidated financial statements of the Company, to which reporting under CARO is applicable, we report that there are no qualifications or adverse remarks in these CARO reports.

For **BSD & Co.**  
Chartered Accountants  
**Firm Registration No. 000312S**

  
**Sujata Sharma**  
Partner  
Membership No. 087919



**UDIN: 23087919BGWNSW4610**

**Place:** New Delhi  
**Date:** 24<sup>th</sup> May 2023



**Annexure I- Referred to in paragraph 1(f) under the heading “Report on Other Legal and Regulatory Requirements” section of our report to the members of Omaxe New Chandigarh Developers Private Limited of even date**

**Report on the Internal Financial Controls under Clause (i) of Sub-section 3 of Section 143 of the Companies Act, 2013 ("the Act")**

In conjunction with our audit of the consolidated financial statements of Omaxe New Chandigarh Developers Private Limited ("the Holding Company") as of and for the year ended 31<sup>st</sup> March 2023, we have audited the internal financial controls over financial reporting of the Holding Company and its subsidiary companies which are companies incorporated in India as of that date.

**Management's Responsibility for Internal Financial Controls**

The respective Board of Directors of the Holding company and its subsidiary companies which are companies incorporated in India, are responsible for establishing and maintaining internal financial controls based on the internal controls over financial reporting criteria established by the company considering the essential components of internal controls stated in the Guidance Note on Audit of Internal Financial Controls Over Financial Reporting issued by the Institute of Chartered Accountants of India (ICAI). These responsibilities include the design, implementation and maintenance of adequate internal financial controls that were operating effectively for ensuring the orderly and efficient conduct of its business, including adherence to the respective company's policies, the safeguarding of its assets, the prevention and detection of frauds and errors, the accuracy and completeness of the accounting records, and the timely preparation of reliable financial information, as required under the Act.

**Auditor's Responsibility**


Our responsibility is to express an opinion on the company's internal financial controls over financial reporting based on our audit. We conducted our audit in accordance with the Guidance Note on Audit of Internal Financial Controls Over Financial Reporting (the "Guidance Note") issued by the ICAI and the Standards on Auditing, issued by ICAI and deemed to be prescribed under section 143(10) of the Act, to the extent applicable to an audit of internal financial controls. Those Standards and the Guidance Note require that we comply with ethical requirements and plan and perform the audit to obtain reasonable assurance about whether adequate internal financial controls over financial reporting was established and maintained and if such controls operated effectively in all material respects.

Our audit involves performing procedures to obtain audit evidence about the adequacy of the internal financial controls system over financial reporting and their operating effectiveness. Our audit of internal financial controls over financial reporting included obtaining an understanding of internal financial controls over financial reporting, assessing the risk that a material weakness exists, and testing and evaluating the design and operating effectiveness of internal control based on the assessed risk. The procedures selected depend on the auditor's judgment, including the assessment of the risks of material misstatement of the consolidated financial statements, whether due to fraud or error.

We believe that the audit evidence we have obtained is sufficient and appropriate to provide a basis for our audit opinion on the internal financial controls systems over financial reporting of the company and its subsidiary companies.

**Meaning of Internal Financial Controls over Financial Reporting**

A company's internal financial controls over financial reporting is a process designed to provide reasonable assurance regarding the reliability of financial reporting and the preparation of financial statements for external purposes in accordance with generally accepted accounting principles. A



company's internal financial controls over financial reporting includes those policies and procedures that (1) pertain to the maintenance of records that, in reasonable detail, accurately and fairly reflect the transactions and dispositions of the assets of the company; (2) provide reasonable assurance that transactions are recorded as necessary to permit preparation of financial statements in accordance with generally accepted accounting principles, and that receipts and expenditures of the company are being made only in accordance with authorizations of Management and directors of the company; and (3) provide reasonable assurance regarding prevention or timely detection of unauthorized acquisition, use, or disposition of the company's assets that could have a material effect on the financial statements.

### **Inherent Limitations of Internal Financial Controls over Financial Reporting**

Because of the inherent limitations of internal financial controls over financial reporting, including the possibility of collusion or improper Management override of controls, material misstatements due to error or fraud may occur and not be detected. Also, projections of any evaluation of the internal financial controls over financial reporting to future periods are subject to the risk that the internal financial control over financial reporting may become inadequate because of changes in conditions, or that the degree of compliance with the policies or procedures may deteriorate.


### **Opinion**


In our opinion, to the best of our information and according to the explanations given to us, the Group has, in all material respects, an adequate internal financial controls system over financial reporting and such internal financial controls over financial reporting were operating effectively as at 31<sup>st</sup> March 2023, based on the internal control over financial reporting criteria established by the Group consisting the essential components of internal control stated in the Guidance Note on Audit of Internal Financial Controls Over Financial Reporting issued by the ICAI.

For **B S D & Co.**

Chartered Accountants

**Firm Registration No. 000312S**

  
**Sujata Sharma**  
Partner



Membership No. 087919

**UDIN: 23087919BGWNSW4610**

**Place:** New Delhi

**Date:** 24<sup>th</sup> May 2023

**Annexure-II to the Independent Auditors' Report – 31<sup>st</sup> March 2023 on the Consolidated Financial Statements**

<b>S. No.</b>	<b>Name of Company</b>	<b>Type</b>
1	Aadhira Developers Private Limited (upto 17.10.2022)	Subsidiary
2	Ashray Infrabuild Private Limited (upto 13.09.2022)	Subsidiary
3	Bhanu Infrabuild Private Limited	Subsidiary
4	Caspian Realtors Private Limited	Subsidiary
5	Daman Builders Private Limited	Subsidiary
6	Damodar Infratech Private Limited	Subsidiary
7	Davesh Technobuild Private Limited (upto 13.09.2022)	Subsidiary
8	Dinkar Realcon Private Limited (upto 13.09.2022)	Subsidiary
9	Ekapad Developers Private Limited	Subsidiary
10	Hemang Buildcon Private Limited (upto 13.09.2022)	Subsidiary
11	Hiresh Builders Private Limited (upto 17.10.2022)	Subsidiary
12	Manit Developers Private Limited	Subsidiary
13	NRI City Developers Private Limited	Subsidiary
14	Rupesh Infratech Private Limited	Subsidiary
15	Sanvim Developers Private Limited (upto 17.10.2022)	Subsidiary
16	Shubh Bhumi Developers Private Limited	Subsidiary
17	Aarzo Technobuild Private Limited	Step Subsidiary
18	Abheek Builders Private Limited	Step Subsidiary
19	Radiance Housing and Properties Private Limited	Step Subsidiary



## Omaxe New Chandigarh Developers Private Limited

Regd. Office: 10, Local Shopping Centre, Kalkaji New Delhi-110019

CIN: U00500DL2006PTC336617

### CONSOLIDATED BALANCE SHEET AS AT 31 MARCH 2023

(Rupees in Lakhs)

Particulars	Note No.	As at 31 March 2023	As at 31 March 2022
<b>ASSETS</b>			
<b>Non-Current Assets</b>			
a) Property, Plant and Equipment	1	739.58	391.40
b) Right of use assets	2	447.76	827.36
c) Other Intangible Assets	3	10.42	-
d) Goodwill	4	21.55	24.54
e) Financial Assets			
i) Other Financial Assets	5	177.07	162.08
f) Deferred Tax Assets (net)	6	5,992.29	4,392.57
g) Non-Current Tax Assets (net)	7	1,264.83	584.10
h) Other Non-Current Assets	8	3.85	34.89
		<b>8,657.35</b>	<b>6,416.94</b>
<b>Current Assets</b>			
a) Inventories	9	213,656.96	198,934.25
b) Financial Assets			
i) Trade Receivables	10	4,398.13	4,670.45
ii) Cash and Cash Equivalents	11	7,148.02	1,391.53
iii) Other Bank Balances	12	1,971.88	330.27
iv) Loans	13	31,963.88	39,051.96
v) Other Financial Assets	14	26,112.17	26,831.24
c) Other Current Assets	15	7,953.06	7,429.53
		<b>293,204.10</b>	<b>278,639.23</b>
		<b>301,861.45</b>	<b>285,056.17</b>
<b>TOTAL ASSETS</b>			
<b>EQUITY AND LIABILITIES</b>			
<b>Equity</b>			
a) Equity Share Capital	16	5,000.00	5,000.00
b) Other Equity	17	(15,289.59)	(9,763.55)
		<b>(10,289.59)</b>	<b>(4,763.55)</b>
<b>Liabilities</b>			
<b>Non-Current Liabilities</b>			
a) Financial Liabilities			
i) Borrowings	18	7,634.56	14,109.63
ii) Lease liabilities	19	10.84	877.26
iii) Trade Payables	20		
Total outstanding dues of micro enterprises and small enterprises		-	-
Total outstanding dues of creditors other than micro enterprises and small enterprises		4,294.89	11,726.38
iv) Other Financial Liabilities	21	3,401.08	2,597.84
b) Other Non-Current Liabilities	22	16.60	1.42
c) Provisions	23	449.61	422.73
		<b>15,807.58</b>	<b>29,735.26</b>



*[Handwritten Signature]*

*[Handwritten Signature]*

*[Handwritten Signature]*

*[Handwritten Signature]*

<b>Current liabilities</b>			
a) Financial Liabilities			
i) Borrowings	24	8,797.89	15,705.82
ii) Lease liabilities	25	477.70	108.69
iii) Trade Payables	26		
Total outstanding dues of micro enterprises and small enterprises		627.82	147.15
Total outstanding dues of creditors other than micro enterprises and small enterprises			
iv) Other Financial Liabilities	27	14,475.77	14,611.39
b) Other Current Liabilities	28	3,612.68	9,086.00
c) Provisions	29	268,341.73	220,409.32
		9.87	16.09
		<b>296,343.46</b>	<b>260,084.46</b>
		<b>301,861.45</b>	<b>285,056.17</b>

**TOTAL EQUITY AND LIABILITIES**

Significant accounting policies  
Notes on financial statements

A  
1-60


The notes referred to above form an integral part of Consolidated financial statements.  
As per our audit report of even date attached


For and on behalf of


For and on behalf of board of directors


**B S D & Co.**

Chartered Accountants  
(Regn. No. -000312S)

  
**Sujata Sharma**  
Partner  
M.No. 087919



  
**Dheeraj Agrawal**  
Director  
DIN:10061395

  
**Bhupendra Singh**  
Chief Executive Officer/Director  
DIN:02548347

Place: New Delhi  
Date: 24th May, 2023

  
**Serve Mitter Kamboj**  
Chief Financial Officer

  
**Bhawna**  
Company Secretary  
M.No. A34644

**Omaxe New Chandigarh Developers Private Limited**

Regd. Office:10, Local Shopping Centre,Kalkaji New Delhi-110019

CIN: U00500DL2006PTC336617

**CONSOLIDATED STATEMENT OF PROFIT AND LOSS FOR THE YEAR ENDED 31 MARCH 2023**

Particulars	Note No.	(Rupees in Lakhs)	
		Year Ended 31 March 2023	Year Ended 31 March 2022
<b>REVENUE</b>			
Revenue from Operations	30	18,174.23	11,226.94
Other Income	31	388.63	174.89
<b>TOTAL INCOME</b>		<b>18,562.86</b>	<b>11,401.83</b>
<b>EXPENSES</b>			
Cost of Land, Material Consumed, Construction & Other Related Project Cost	32	32,462.97	35,719.23
Changes in Inventories of Finished Stock & Projects in Progress	33	(13,186.15)	(21,873.95)
Employee Benefits Expense	34	120.90	122.65
Finance Costs	35	116.15	293.03
Depreciation and Amortization Expense	36	699.82	585.25
Other Expenses	37	5,565.36	432.27
<b>TOTAL EXPENSES</b>		<b>25,779.05</b>	<b>15,278.48</b>
<b>Profit/(Loss) Before Tax</b>		<b>(7,216.19)</b>	<b>(3,876.65)</b>
<b>Tax Expense</b>			
Current Tax	38	-	-
Deferred Tax Charge/(Credit)		(1,622.48)	(901.71)
<b>Profit/(Loss) After Tax (A)</b>		<b>(5,593.71)</b>	<b>(2,974.94)</b>
<b>Other Comprehensive Income</b>			
1) Items that will not be reclassified to Statement of Profit and Loss			
Remeasurements of the Net Defined Benefit Plans		90.43	(112.08)
Tax on above		(22.76)	28.21
<b>Total Other Comprehensive Income/(Loss) (B)</b>		<b>67.67</b>	<b>(83.87)</b>
<b>Total Comprehensive Income for the Period/year (comprising of profit/(loss) for the Period/year and other comprehensive income)(A+B)</b>		<b>(5,526.04)</b>	<b>(3,058.81)</b>
<b>Net Profit attributable to :</b>			
a) Owners of the Company		(5,593.71)	(2,974.94)
b) Non Controlling Interest		-	-
<b>Other Comprehensive Income attributable to :</b>			
a) Owners of the Company		67.67	(83.87)
b) Non Controlling Interest		-	-
<b>Total Comprehensive Income attributable to :</b>			
a) Owners of the Company		(5,526.04)	(3,058.81)
b) Non Controlling Interest		-	-
Earning Per Equity Share (Nominal value of Rs. 10/- each)	39		
Basic (In Rupees)		<b>(11.19)</b>	(5.95)
Diluted (In Rupees)		<b>(11.19)</b>	(5.95)

Significant accounting policies  
Notes on financial statements

A  
1-60

The notes referred to above form an integral part of Consolidated financial statements.

As per our audit report of even date attached

For and on behalf of

For and on behalf of board of directors

**B S D & Co.**

Chartered Accountants


(Regn. No. 0003186)

*Sujata Sharma*

Sujata Sharma

Partner

M.No. 087919



*Dheeraj Agrawal*

Dheeraj Agrawal

Director

DIN:10061395

*Bhupendra Singh*

Bhupendra Singh

Chief Executive Officer/Director

DIN:02548347

*Serve Mitter Kamboj*

Serve Mitter Kamboj

Chief Financial Officer

*Bhawna*

Bhawna

Company Secretary

M.No. A34644

Place: New Delhi  
Date: 24th May, 2023

## Omaxe New Chandigarh Developers Private Limited

Regd. Office: 10, Local Shopping Centre, Kalkaji New Delhi-110019  
CIN: U00500DL2006PTC336617

### CONSOLIDATED STATEMENT OF CHANGES IN EQUITY FOR THE YEAR ENDED 31ST MARCH, 2023

#### A. Equity Share Capital

Particulars	Numbers	(Rupees in Lakhs)
<b>Balance as at 1 April 2021</b>	50,000,000	5,000.00
Change in equity share capital due to prior period errors	-	-
Restated balance as at 1 April 2021	50,000,000	5,000.00
Changes in equity share capital during 2021-22	-	-
<b>Balance as at 31 March 2022</b>	<b>50,000,000</b>	<b>5,000.00</b>
<b>Balance as at 1 April 2022</b>	50,000,000	5,000.00
Change in equity share capital due to prior period errors	-	-
Restated balance as at 1 April 2022	50,000,000	5,000.00
Changes in equity share capital during 2022-23	-	-
<b>Balance as at 31 March 2023</b>	<b>50,000,000</b>	<b>5,000.00</b>

#### B. Other Equity


Description	(Rupees in Lakhs)			
	Attributable to owners of Omaxe New Chandigarh Developers Private Limited			Total Other Equity
	Reserves and Surplus		Other Comprehensive Income	
	Retained Earnings/(Deficit)	General Reserve	Remeasurement of Defined Benefit Obligation	
<b>Balance as at 1 April 2021</b>	(6,770.94)	100.00	(33.80)	(6,704.74)
Profit/(Loss) for the year	(2,974.94)	-	-	(2,974.94)
Other Comprehensive Income	-	-	(83.87)	(83.87)
<b>Balance as at 31 March 2022</b>	<b>(9,745.88)</b>	<b>100.00</b>	<b>(117.67)</b>	<b>(9,763.55)</b>
<b>Balance as at 1 April 2022</b>	<b>(9,745.88)</b>	<b>100.00</b>	<b>(117.67)</b>	<b>(9,763.55)</b>
Profit/(Loss) for the period	(5,593.71)	-	-	(5,593.71)
Other Comprehensive Income	-	-	67.67	67.67
<b>Balance as at 31 March 2023</b>	<b>(15,339.59)</b>	<b>100.00</b>	<b>(50.00)</b>	<b>(15,289.59)</b>

The notes referred to above form an integral part of Consolidated financial statements.

As per our audit report of even date attached  
For and on behalf of


**B S D & Co.**


Chartered Accountants  
(Regn. No. -0003125)



**Sujata Sharma**  
Partner  
M.No. 087919


For and on behalf of board of directors

  
**Dheeraj Agrawal**  
Director  
DIN:10061395

  
**Bhupendra Singh**  
Chief Executive Officer/Director  
DIN:02548347

Place: New Delhi  
Date: 24th May, 2023


  
**Serve Mitter Kamboj**  
Chief Finance Officer

  
**Bhawna**  
Company Secretary  
M.No. A34644

**Omaxe New Chandigarh Developers Private Limited**  
Regd. Office: 10, Local Shopping Centre, Kalkaji New Delhi-110019  
CIN: U00500DL2006PTC336617

**Consolidated Cash Flow Statement for the year ended 31 March 2023**

Particulars	(Rupees in Lakhs)	
	Year Ended 31 March 2023	Year Ended 31 March 2022
<b>A. Cash flow from operating activities</b>		
<b>Profit for the year before tax</b>	<b>(7,216.19)</b>	<b>(3,876.65)</b>
Adjustments for :		
Depreciation and amortization expense	758.28	640.31
Interest income	(51.17)	(55.80)
Gain on financial assets/liabilities carried at amortised cost	(2.54)	-
Interest and finance charges	5,443.40	7,079.75
Interest on lease liability	84.85	188.71
Liabilities no longer required to be written off	(166.88)	(8.19)
Bad debts and advances written off	56.18	9.73
Provision for doubtful debts, deposits and advances	2,321.44	(5.27)
(Profit)/Loss on sale of property, plant and equipment	(5.29)	(5.86)
<b>Operating profit before working capital changes</b>	<b>1,222.08</b>	<b>3,966.73</b>
Adjustments for working capital		
Other Non current assets	31.04	38.89
Inventories	(14,722.71)	(20,895.07)
Trade receivables	272.32	258.00
Current Loans	7,088.08	1.25
Current Other financial assets	736.75	(361.78)
Goodwill	2.99	(1.94)
Other financial assets	(9.44)	82.30
Other current Assets	(2,901.15)	(1,756.99)
Trade payables and other financial and non financial liabilities	36,950.72	39,000.36
	<b>27,448.60</b>	<b>16,365.01</b>
<b>Net cash flow generated from/(used in) operating activities</b>	<b>28,670.68</b>	<b>20,331.74</b>
Direct tax (paid)/refund	(680.73)	348.85
<b>Net cash generated from/(used in) Operating activities (A)</b>	<b>27,989.95</b>	<b>20,680.59</b>
<b>B Cash flow from investing activities</b>		
Purchase of Property, plant and equipment	(531.27)	(203.28)
Sale of Property, plant and equipment	16.71	13.00
Interest received	34.05	44.09
Movement in fixed deposit(net)	(1,647.72)	(12.07)
<b>Net cash generated from /(used in) investing activities (B)</b>	<b>(2,128.23)</b>	<b>(158.26)</b>
<b>C Cash flow from financing activities</b>		
Proceeds from borrowings	6,487.67	1,223.17
Repayment of borrowings	(20,016.72)	(15,450.24)
Interest and finance charges paid	(5,776.49)	(6,102.17)
Repayment of Lease Liability including interest	(799.69)	(613.17)
<b>Net cash (used in)/generated from Financing activities (C)</b>	<b>(20,105.23)</b>	<b>(20,942.41)</b>
<b>Net increase/(decrease) in cash and cash equivalents (A+B+C)</b>	<b>5,756.49</b>	<b>(420.09)</b>
<b>Opening balance of cash and cash equivalents</b>	<b>1,391.53</b>	<b>1,811.62</b>
<b>Closing balance of cash and cash equivalents</b>	<b>7,148.02</b>	<b>1,391.53</b>





(Rupees in Lakhs)		
FOR THE YEAR ENDED	Year Ended 31 March 2023	Year Ended 31 March 2022
<b>COMPONENTS OF CASH AND CASH EQUIVALENTS</b>		
Cash on hand	159.91	55.55
Balance with banks		
In Current Accounts	6,426.83	806.54
In deposit account with maturity of less than three months	500.00	-
Cheques on hand	61.28	529.44
<b>Cash and cash equivalents at the end of the year(refer note -11)</b>	<b>7,148.02</b>	<b>1,391.53</b>

(Rupees in Lakhs)		
FOR THE YEAR ENDED	Year Ended 31 March 2023	Year Ended 31 March 2022
<b>Cash and cash equivalents at the end of the year as per above</b>	7,148.02	1,391.53
Add: Fixed deposits with banks (lien marked)	1,971.88	330.27
<b>Cash and bank balances as per balance sheet (refer note 11 &amp; 12)</b>	<b>9,119.90</b>	<b>1,721.80</b>

(Rupees in Lakhs)				
31 March 2023	Opening Balance	Cash flows	Non Cash and other Changes	Closing balance
Long term secured borrowings	29,815.45	(13,588.01)	146.05	16,373.49
Short term secured borrowings	-	58.96	-	58.96
<b>Total liabilities from financial activities</b>	<b>29,815.45</b>	<b>(13,529.05)</b>	<b>146.05</b>	<b>16,432.45</b>

(Rupees in Lakhs)				
31 March 2022	Opening Balance	Cash flows	Non Cash and other Changes	Closing balance
Long term secured borrowings	43,831.53	(14,227.07)	120.11	29,815.45
<b>Total liabilities from financial activities</b>	<b>43,831.53</b>	<b>(14,227.07)</b>	<b>120.11</b>	<b>29,815.45</b>

Note:- Depreciation includes amount charged to cost of material consumed, construction & other related project cost.

As per our audit report of even date attached


For and on behalf of

**B S D & Co.**

Chartered Accountants

(Regn. No. -0003429)

*Sujata Sharma*  
Sujata Sharma  
Partner  
M.No. 087919



For and on behalf of board of directors

*Dheeraj Agrawal*  
Dheeraj Agrawal  
Director  
DIN:10061395

*Bhupendra Singh*  
Bhupendra Singh  
Chief Executive Officer/Director  
DIN:02548347

Place: New Delhi  
Date: 24th May, 2023

*Serve Mitter Kamboj*  
Serve Mitter Kamboj  
Chief Financial Officer

*Bhawna*  
Bhawna  
Company Secretary  
M.No. A34644

## A. Significant accounting policies

1

### Corporate information

Omaxe New Chandigarh Developers Private Limited ("The Company") and its subsidiaries (collectively referred to as "Group") are mainly into the business of developing real estate properties for residential, commercial and retail purposes. The registered office of the Company is at 10, Local Shopping Centre, Kalkaji New Delhi-110019.

## 2 Significant accounting policies

### i) Basis of preparation of financial statements

The financial statements of the group have been prepared in accordance with the Companies (Indian Accounting Standards) Rules 2015 ('Ind AS') issued by Ministry of Corporate Affairs ('MCA'). The Group has uniformly applied the

The financial statements for the year ended 31 March 2023 were authorised and approved for issue by the Board of Directors on 24th May 2023.

The consolidated financial statements have been prepared on a going concern basis in accordance with accounting principles generally accepted in India. Further, the consolidated financial statements have been prepared on historical cost basis except for certain financial assets, financial liabilities, derivative financial instruments and share based payments which are measured at fair values as explained in relevant accounting policies.

The financial statements are presented in Rupees and all values are rounded to the nearest lakhs, except when otherwise indicated.

### ii) Basis of consolidation

The consolidated financial statements relate to Omaxe New Chandigarh Developers Private Limited ('the Company') and its subsidiary companies. The consolidated financial statements have been prepared on the following basis:

(a) The financial statements of the Company and its subsidiaries are combined on a line by line basis by adding together like items of assets, liabilities, equity, incomes, expenses and cash flows, after fully eliminating intra-group balances and intra-group transactions.

(b) Profits or losses resulting from intra-group transactions that are recognised in assets, such as inventory and property, plant & equipment, are eliminated in full.

(c) Where the cost of the investment is higher/lower than the share of equity in the subsidiary at the time of acquisition, the resulting difference is disclosed as goodwill/capital reserve in the investment schedule. The said Goodwill is not amortised, however, it is tested for impairment at each Balance Sheet date and the impairment loss, if any, is provided for in the consolidated statement of profit and loss.

(d) Offset (eliminate) the carrying amount of the parent's investment in each subsidiary and the parent's portion of equity of each subsidiary.

(e) The difference between the proceeds from disposal of investment in subsidiaries and the carrying amount of its assets less liabilities as on the date of disposal is recognised in the Consolidated Statement of Profit and Loss being the profit or loss on disposal of investment in subsidiary.

(f) Non Controlling Interest's share of profit / loss of consolidated subsidiaries for the year is identified and adjusted against the income of the group in order to arrive at the net income attributable to shareholders of the Company.

(g) Non Controlling Interest's share of net assets of consolidated subsidiaries is identified and presented in the Consolidated Balance Sheet separate from liabilities and the equity of the Company's shareholders.

(h) The Company accounts for its share of post-acquisition changes in net assets of associates, after eliminating unrealised profits and losses resulting from transactions between the Company and its associates to the extent of its share, through its Consolidated Statement of Profit and Loss, to the extent such change is attributable to the associates' Statement of Profit and Loss and through its reserves for the balance based on available information.

### (iii) Revenue Recognition

The Company follows IND AS 115 for revenue recognition.

Revenue towards satisfaction of a performance obligation is measured at the amount of transaction price (net of variable consideration) allocated to that performance obligations. The transaction price of goods sold and services rendered is net of variable consideration on account of various discount and scheme as part of contract.

#### Point of Time:

##### (a) Real estate projects

The company derives revenue from execution of real estate projects. Revenue from Real Estate project is recognised in accordance with Ind AS 115 which establishes a comprehensive framework in determining whether how much and when revenue is to be recognised. Revenue from real estate projects are recognised upon transfer of control of promised real estate property to customer at an amount that reflects the consideration which the company expects to receive in exchange for such booking and is based on following 6 steps :



*[Handwritten signatures]*

1. Identification of contract with customers

The company accounts for contract with a customer only when all the following criteria are met:

- Parties (i.e. the company and the customer) to the contract have approved the contract (in writing, orally or in accordance with business practices) and are committed to perform their respective obligations.
- The company can identify each customer's right regarding the goods or services to be transferred.
- the company can identify the payment terms for the goods or services to be transferred.
- The contract has commercial substance (i.e. risk, timing or amount of the company's future cash flow is expected to change as a result of the contract) and
- It is probable that the company will collect the consideration to which it will be entitled in exchange for the goods or services that will be transferred to the customer. Consideration may not be the same due to discount rate etc.

2. Identify the separate performance obligation in the contract:-

Performance obligation is a promise to transfer to a customer:

- Goods or services or a bundle of goods or services i.e. distinct or a series of goods or services that are substantially the same and are transferred in the same way.
- If a promise to transfer goods or services is not distinct from goods or services in a contract, then the goods or services are combined in a single performance obligation.
- The goods or services that is promised to a customer is distinct if both the following criteria are met:
  - The customer can benefit from the goods or services either on its own or together with resources that are readily available to the customer ( i.e. The goods or services are capable of being distinct) and
  - The company's promise to transfer the goods or services to the customer is separately identifiable from the other promises in the contract (i.e The goods or services are distinct within the context of the contract).

3. Satisfaction of the performance obligation:-

The company recognizes revenue when (or as) the company satisfies a performance obligation by transferring a promised goods or services to the customer. The real estate properties are transferred when (or as) the customer obtains control of Property.

4. Determination of transaction price:-

The transaction price is the amount of consideration to which the company expects to be entitled in exchange for transferring promised goods or services to customer excluding GST.

The consideration promised in a contract with a customer may include fixed amount, variable amount or both. In determining transaction price, the company assumes that goods or services will be transferred to the customer as promised in accordance with the existing contract and the contract can't be cancelled, renewed or modified

5. Allocating the transaction price to the performance obligation:-

The allocation of the total contract price to various performance obligation are done based on their standalone selling prices, the stand alone selling price is the price at which the company would sell promised goods or services separately to the customers.

6. Recognition of revenue when (or as) the company satisfies a performance obligation.

- The customer simultaneously receives and consumes a benefit provided by the company's performance as the company performs.
- The company's performance creates or enhances an asset that a customer controls as asset is created or enhanced.
- The company's performance doesn't create an asset within an alternative use to the company and the company has an enforceable right to payment for performance completed to date.


**Over a period of time:**

Performance obligation is satisfied over time if one of the criteria out of the following three is met:

- The customer simultaneously receives and consumes a benefit provided by the company's performance as the company performs.
- The company's performance creates or enhances an asset that a customer controls as asset is created or enhanced or
- The company's performance doesn't create an asset within an alternative use to the company and the company has an enforceable right to payment for performance completed to date.

Therefore the revenue recognition for a performance obligation is done over time if one of the criteria is met out of the above three.

The company disaggregates revenue from real estate projects on the basis of nature of revenue.



Four handwritten signatures in black ink, arranged horizontally.

**(a) Construction Projects**

Construction projects where the Company is acting as contractor, revenue is recognised in accordance with the terms of the construction agreements. Under such contracts, assets created does not have an alternative use and the Company has an enforceable right to payment. The estimated project cost includes construction cost, development and construction material and overheads of such project. The Company uses cost based input method for measuring progress for performance obligation satisfied over time. Under this method, the Company recognises revenue in proportion to the actual project cost incurred as against the total estimated project cost. The management reviews and revises its measure of progress periodically and are considered as change in estimates and accordingly, the effect of such changes in estimates is recognised prospectively in the period in which such changes are determined. However, when the total project cost is estimated to exceed total revenues from the project, the loss is recognized immediately. As the outcome of the contracts cannot be measured reliably during the early stages of the project, contract revenue is recognised only to the extent of costs incurred in the statement of profit and loss.

**(b) Lease Rental income**

Revenue in rental is recognised over a period of time on an accrual basis in accordance with the terms of contract as and when the Company satisfies performance obligations by delivery services as per contractual agreed terms.

**(c) Project Management Fee**

Project Management fee is accounted as revenue upon satisfaction of performance obligation as per agreed terms.

**(d) Interest Income**

Interest due on delayed payments by customers is accounted on accrual basis.

**(e) Income from trading sales**

Revenue from trading activities is accounted as revenue upon satisfaction of performance obligation.

**(f) Dividend Income**

Dividend income is recognized when the right to receive the payment is established.

**(iv) Borrowing Costs**

Borrowing cost that are directly attributable to the acquisition or construction of a qualifying asset (including real estate projects) are considered as part of the cost of the asset/project. All other borrowing costs are treated as period cost and charged to the statement of profit and loss in the year in which incurred.

**(v) Property, Plant and Equipment**

**Recognition and initial measurement**


Properties, plant and equipment are stated at their cost of acquisition. The cost comprises purchase price, borrowing cost, if capitalization criteria are met and directly attributable cost of bringing the asset to its working condition for the intended use. Any trade discount and rebates are deducted in arriving at the purchase price. Subsequent costs are included in the asset's carrying amount or recognised as a separate asset, as appropriate, only when it is probable that future economic benefits associated with the item will flow to the Company. All other repair and maintenance costs are recognised in statement of profit or loss as incurred.

**Subsequent measurement (depreciation and useful lives)**

Property plant and equipment are subsequently measured at cost net of accumulated depreciation and accumulated impairment losses, if any. Depreciation on Property Plant and Equipment is provided on written down value method based on useful life of assets as specified in Schedule II to the Companies Act, 2013 as under:

Assets Category	Estimated useful life (in years)	Estimated useful life as per schedule II to Companies Act, 2013 (in years)
Plant and Machinery		
Cranes	15	15
Other Items	12	12
Office Equipment	5	5
Furniture and Fixtures	10	10
Vehicles	8-10	8-10
Computers		
Server	6	6
Others	3	3

The Company based on management estimates depreciate certain item i.e. Shuttering Material and scaffolding over estimated useful life of 5 years considering obsolescence as against 12 years specified in Schedule II to Companies Act, 2013. The management of the Company believes that the estimated useful life of 5 years is realistic and reflects fair approximation of the period over which the assets are likely to be used.



*[Handwritten signatures]*

### De-recognition

An item of property, plant and equipment and any significant part initially recognised is derecognized upon disposal or when no future economic benefits are expected from its use or disposal. Any gain or loss arising on de-recognition of the asset (calculated as the difference between the net disposal proceeds and the carrying amount of the asset) is included in the income statement when the asset is derecognized.

### (vi) Intangible Assets

#### Recognition and initial measurement

Intangible assets are stated at their cost of acquisition. The cost comprises purchase price, borrowing cost, if capitalization criteria are met and directly attributable cost of bringing the asset to its working condition for the intended use. Any trade discount and rebates are deducted in arriving at the purchase price.

#### Subsequent measurement (amortization and useful lives)

Intangible assets comprising of ERP & other computer software are stated at cost of acquisition less accumulated amortization and are amortised over a period of four years on straight line method.

### (vii) Goodwill on Consolidation

Goodwill represents the cost of acquired business as established at the date of acquisition of the business in excess of the acquirer's interest in the net fair value of the identifiable assets, liabilities and contingent liabilities less accumulated impairment losses, if any. Goodwill is tested for impairment annually or when events or circumstances indicate that the implied fair value of goodwill is less than its carrying amount.

### (viii) Impairment of Non Financial Assets

The Group assesses at each balance sheet date whether there is any indication that an asset may be impaired. If any such indication exists, the Company estimates the recoverable amount of the asset. If such recoverable amount of the asset or the recoverable amount of the cash-generating unit to which the asset belongs is less than its carrying amount, the carrying amount is reduced to its recoverable amount. The reduction is treated as an impairment loss and is recognized in the statement of profit and loss.

### (ix) Financial Instruments

#### (a) Financial assets

##### Initial recognition and measurement

Financial assets are recognised when the Company becomes a party to the contractual provisions of the financial instrument and are measured initially at fair value adjusted for transaction costs

##### Subsequent measurement

(1) Financial instruments at amortised cost – the financial instrument is measured at the amortised cost if both the following conditions are met:

(a) The asset is held within a business model whose objective is to hold assets for collecting contractual cash flows, and

(b) Contractual terms of the asset give rise on specified dates to cash flows that are solely payments of principal and interest (SPPI) on the principal amount outstanding.

After initial measurement, such financial assets are subsequently measured at amortised cost using the effective interest rate (EIR) method. All other debt instruments are measured at Fair Value through other comprehensive income or Fair value through profit and loss based on Company's business model.

(2) Investment in equity instruments of subsidiaries (including partnership firms), joint ventures and associates

Investment in equity instruments of subsidiaries, joint ventures and associates are stated at cost as per Ind AS 27 'Separate Financial Statements'. Where the carrying amount of an investment is greater than its estimated recoverable amount, it is assessed for recoverability and in case of permanent diminution, provision for impairment is recorded in statement of Profit and Loss. On disposal of investment, the difference between the net disposal proceeds and the carrying amount is charged or credited to the Statement of Profit and Loss.

(3) Equity investments – All equity investments in scope of Ind AS 109 are measured at fair value. Equity instruments which are held for trading are generally classified as at fair value through profit and loss (FVTPL). For all other equity instruments, the Company decides to classify the same either as at fair value through other comprehensive income (FVOCI) or fair value through profit and loss (FVTPL). The Company makes such election on an instrument by instrument basis. The classification is made on initial recognition and is irrevocable.

(4) Mutual funds – All mutual funds in scope of Ind-AS 109 are measured at fair value through profit and loss (FVTPL).


#### De-recognition of financial assets

A financial asset is primarily de-recognised when the rights to receive cash flows from the asset have expired or the Company has transferred its rights to receive cash flows from the asset.

### (b) Financial liabilities

#### Initial recognition and measurement

All financial liabilities are recognised initially at fair value and transaction cost that are attributable to the acquisition of the financial liabilities are also adjusted. These liabilities are classified as amortised cost.



Four handwritten signatures in black ink, positioned to the right of the circular stamp.

**Subsequent measurement**

Subsequent to initial recognition, these liabilities are measured at amortised cost using the effective interest method. These liabilities include borrowings and deposits.

**De-recognition of financial liabilities**

A financial liability is de-recognised when the obligation under the liability is discharged or cancelled or expired. When an existing financial liability is replaced by another from the same lender on substantially different terms, or on the terms of an existing liability are substantially modified, such an exchange or modification is treated as the de-recognition of the original liability and the recognition of a new liability. The difference in the respective carrying amounts is recognised in the statement of profit or loss.

**(c) Compound financial instrument**

Compound financial instrument are separated into liability and equity components based on the terms of the contract. On issuance of the said instrument, the liability component is arrived by discounting the gross sum at a market rate for an equivalent non-convertible instrument. This amount is classified as a financial liability measured at amortised cost until it is extinguished on conversion or redemption. The remainder of the proceeds is recognised as equity component of compound financial instrument. This is recognised and included in shareholders' equity, net of income tax effects, and not subsequently re-measured.

**(d) Financial guarantee contracts**

Financial guarantee contracts are those contracts that require a payment to be made to reimburse the holder for a loss it incurs because the specified party fails to make a payment when due in accordance with the terms of a debt instrument. Financial guarantee contracts are recognised initially as a liability at fair value, adjusted for transaction costs that are directly attributable to the issuance of the guarantee. Subsequently, the liability is measured at the higher of the amount of expected loss allowance determined as per impairment requirements of Ind-AS 109 and the amount recognised less cumulative amortization.

**(e) Impairment of financial assets**

The Company assesses on a forward looking basis the expected credit losses associated with its assets carried at amortised cost and FVOCI debt instruments. The impairment methodology applied depends on whether there has been a significant increase in credit risk. Note 51 details how the Company determines whether there has been a significant increase in credit risk.

For trade receivables only, the Company applies the simplified approach permitted by Ind AS 109 Financial Instruments, which requires expected lifetime losses to be recognised from initial recognition of the receivables.

**(f) Offsetting of financial instruments**

Financial assets and financial liabilities are offset and the net amount is reported in the balance sheet if there is a currently enforceable legal right to offset the recognised amounts and there is an intention to settle on a net basis, to realize the assets and settle the liabilities simultaneously.

**(x) Fair value measurement**

Fair value is the price that would be received to sell an asset or paid to transfer a liability in an orderly transaction between market participants at the measurement date. The fair value measurement is based on the presumption that the transaction to sell the asset or transfer the liability takes place either:

- In the principal market for the asset or liability, or
- In the absence of a principal market, in the most advantageous market for the asset or liability.

The fair value of an asset or a liability is measured using the assumptions that market participants would use when pricing the asset or liability, assuming that market participants act in their economic best interest.


A fair value measurement of a non-financial asset takes into account a market participant's ability to generate economic benefits by using the asset in its highest and best use or by selling it to another market participant that would use the asset in its highest and best use.

The company uses valuation techniques that are appropriate in the circumstances and for which sufficient data are available to measure fair value, maximizing the use of relevant observable inputs:

- Level 1- Quoted (unadjusted) market prices in active markets for identical assets or liabilities
- Level 2- Valuation techniques for which the lowest level input that is significant to the fair value measurement is directly or indirectly observable
- Level 3- Valuation techniques for which the lowest level input that is significant to the fair value measurement is unobservable

For assets and liabilities that are recognized in the financial statements on a recurring basis, the Company determines whether transfer have occurred between levels in the hierarchy by re-assessing categorization (based on the lowest level input that is significant to the fair value measurement as a whole) at the end of each reporting period.

For the purpose of fair value disclosure, the Company has determined classes of assets and liabilities on the basis of nature, characteristics and risks of the asset or liability and the level of the fair value hierarchy as explained above.



Four handwritten signatures in black ink, appearing to be initials or names, located to the right of the stamp.

**(xi) Inventories and Projects in progress**

**(a) Inventories**

- (i) Building material and consumable stores are valued at lower of cost and net realisable values. Cost is determined on the basis of the 'First in First out' method.
- (ii) Land is valued at lower of cost and net realisable value. Cost is determined on average method. Cost includes cost of acquisition and all related costs.
- (iii) Construction work in progress is valued at lower of cost and net realisable value. Cost includes cost of materials, services and other related overheads related to project under construction.
- (iv) Completed real estate project for sale are valued at lower of cost and net realizable value. Cost includes cost of land, materials, construction, services and other related overheads.
- (v) Stock in trade is valued at lower of cost and net realisable value.

**(b) Projects in progress**

Projects in progress are valued at lower of cost and net realisable value. Cost includes cost of land, development rights, materials, construction, services, borrowing costs and other overheads relating to projects.

**(xii) Foreign currency translation**

**(a) Functional and presentation currency**

The financial statements are presented in currency INR, which is also the functional currency of the Company.

**(b) Foreign currency transactions and balances**

- i. Foreign currency transactions are recorded at exchange rates prevailing on the date of respective transactions.
- ii. Financial assets and financial liabilities in foreign currencies existing at balance sheet date are translated at year-end rates.
- iii. Foreign currency translation differences related to acquisition of imported fixed assets are adjusted in the carrying amount of the related fixed assets. All other foreign currency gains and losses are recognized in the statement of profit and loss.

**(xiii) Retirement benefits**

- i. Contributions payable by the Company to the concerned government authorities in respect of provident fund, family pension fund and employee state insurance are charged to the statement of profit and loss.
- ii. The Company is having Group Gratuity Scheme with Life Insurance Corporation of India. Provision for gratuity is made based on actuarial valuation in accordance with Ind AS-19.
- iii. Provision for leave encashment in respect of unavailed leave standing to the credit of employees is made on actuarial basis in accordance with Ind AS-19.
- iv. Actuarial gains/losses resulting from re-measurements of the liability/asset are included in other comprehensive income.

**(xiv) Provisions, contingent assets and contingent liabilities**

A provision is recognized when:

- the Company has a present obligation as a result of a past event;
- it is probable that an outflow of resources embodying economic benefits will be required to settle the obligation; and
- a reliable estimate can be made of the amount of the obligation.

A disclosure for a contingent liability is made when there is a possible obligation or a present obligation that may, but probably will not, require an outflow of resources. Where there is a possible obligation or a present obligation that the likelihood of outflow of resources is remote, no provision or disclosure is made.

**(xv) Earnings per share**


Basic earnings per share are calculated by dividing the net profit for the year attributable to equity shareholders by the weighted average number of equity shares outstanding during the year.

For the purpose of calculating diluted earnings per share, the net profit for the year attributable to equity shareholders and the weighted average number of shares outstanding during the year are adjusted for the effects of all dilutive potential equity share.

**(xvi) Lease**

The group follows IND AS 116 for leases. In accordance with INDAS 116, The group recognises right of use assets representing its right to use the underlying asset for the lease term at the lease commencement date. The cost of right of use asset measured at inception shall comprise of the amount of the initial measurement of the lease liability adjusted for any lease payments made at or before commencement date less any lease incentive received plus any initial direct cost incurred and an estimate of cost to be incurred by lessee in dismantling and removing underlying asset or restoring the underlying asset or site on which it is located. The right of use asset is subsequently measured at cost less accumulated depreciation, accumulated impairment losses, if any, and adjusted for any re-measurement of lease liability. The right of use assets is depreciated using the Straight Line Method from the commencement date over the charter of lease term or useful life of right of use asset. The estimated useful life of right of use assets are determined on the same basis as those of Property, Plant and Equipment. Right of use asset are tested for impairment whenever there is any indication that their carrying amounts may not be recoverable. Impairment loss, if any, is recognised in Statement of Profit and Loss.

The group measures the lease liability at the present value of the lease payments that are not paid at the commencement date of lease. The lease payments are discounted using the interest rate implicit in the lease, if that rate can be readily determined. If that rate cannot be readily determined, the company uses incremental borrowing rate.



Four handwritten signatures in black ink, appearing to be of different individuals, located to the right of the stamp.

The lease liability is subsequently re-measured by increasing the carrying amount to reflect interest on lease liability, reducing the carrying amount to reflect the lease payments made and re-measuring the carrying amount to reflect any reassessment or lease modification or to reflect revised-in-substance fixed lease payments. The group recognises amount of re-measurement of lease liability due to modification as an adjustment to write off use asset and statement of profit and loss depending upon the nature of modification. Where the carrying amount of right of use assets is reduced to zero and there is further reduction in measurement of lease liability, the group recognises any remaining amount of the re-measurement in Statement of Profit and Loss.

The group has elected not to apply the requirements of INDAS 116 to short term leases of all assets that have a lease term of 12 months or less unless renewable on long term basis and leases for which the underlying asset is of low value. The lease payments associated with these leases are recognised as an expense over lease term.

#### **Group as a lessor**

Leases in which the group does not transfer substantially all the risks and rewards of ownership of an asset are classified as operating leases. Rental income from operating lease is recognised on a straight-line basis over the term of the relevant lease. Initial direct costs incurred in negotiating and arranging an operating lease are added to the carrying amount of the leased asset and recognised over the lease term on the same basis as rental income. Contingent rents are recognised as revenue in the period in which they are earned. Fit-out rental income is recognised in the statement of profit and loss on accrual basis.

Leases are classified as finance leases when substantially all of the risks and rewards of ownership transfer from the group to the lessee. Amounts due from lessees under finance leases are recorded as receivables at the group's net investment in the leases. Finance lease income is allocated to accounting periods so as to reflect a constant periodic rate of return on the net investment outstanding in respect of the lease.

#### **(xvii) Income Taxes**

i. Provision for current tax is made based on the tax payable under the Income Tax Act, 1961. Current income tax relating to items recognised outside profit and loss is recognised outside profit and loss (either in other comprehensive income or in equity)

ii. Deferred tax is recognised on temporary differences between the carrying amounts of assets and liabilities in the financial statements and the corresponding tax bases used in the computation of taxable profit.

Deferred tax liabilities and assets are measured at the tax rates that are expected to apply in the period in which the liability is settled or the asset realised, based on tax rates (and tax laws) that have been enacted or substantively enacted by the end of the reporting period. The carrying amount of Deferred tax liabilities and assets are reviewed at the end of each reporting period.

#### **(xviii) Cash and Cash Equivalent**

Cash and Cash equivalent in the balance sheet comprises cash at bank and cash on hand, demand deposits and short term deposits which are subject to an insignificant change in value.

The amendment to Ind AS-7 requires entities to provide disclosure of change in the liabilities arising from financing activities, including both changes arising from cash flows and non cash changes (such as foreign exchange gain or loss). The Company has provided information for both current and comparative period in cash flow statement.

#### **(xix) Significant management judgement in applying accounting policies and estimation of uncertainty Significant management judgements**

When preparing the financial statements, management undertakes a number of judgements, estimates and assumptions about the recognition and measurement of assets, liabilities, income and expenses.

The following are significant management judgements in applying the accounting policies of the Group that have the most significant effect on the financial statements.

##### **(a) Recognition of deferred tax assets**

The extent to which deferred tax assets can be recognized is based on an assessment of the probability of the Group's future taxable income against which the deferred tax assets can be utilized.

##### **(b) Recoverability of advances/receivables**


At each balance sheet date, based on historical default rates observed over expected life, the management assesses the expected credit loss on outstanding receivables and advances.

##### **(c) Defined benefit obligation (DBO)**

Management's estimate of the DBO is based on a number of critical underlying assumptions such as standard rates of inflation, medical cost trends, mortality, discount rate and anticipation of future salary increases. Variation in these assumptions may significantly impact the DBO amount and the annual defined benefit expenses.

##### **(d) Provisions**

At each balance sheet date on the basis of management judgment, changes in facts and legal aspects, the Company assesses the requirement of provisions against the outstanding warranties and guarantees. However the actual future outcome may be different from this judgement.



Four handwritten signatures in black ink, appearing to be initials or names, located to the right of the stamp.



**(e) Inventories**

Inventory is stated at the lower of cost and net realisable value (NRV).

NRV for completed inventory is assessed including but not limited to market conditions and prices existing at the reporting date and is determined by the Company based on net amount that it expects to realise from the sale of inventory in the ordinary course of business

NRV in respect of inventories under construction is assessed with reference to market prices (by referring to expected or recent selling price) at the reporting date less estimated costs to complete the construction, and estimated cost necessary to make the sale. The costs to complete the construction are estimated by management

**(f) Lease**

The group evaluates if an arrangement qualifies to be a lease as per the requirements of INDAS 116. Identification of a lease requires significant judgement. The company uses significant judgement in assessing the lease term (including anticipated renewals) and the applicable discount rate.

The group determines the lease term as the non-cancellable period of lease, together with both periods covered by an option to extend the lease if the company is reasonably certain to exercise that option and periods covered by an option to terminate the lease if the company is reasonably certain not to exercise that option. In exercise whether the company is reasonably certain to exercise an option to extend a lease or to exercise an option to terminate the lease, it considers all relevant facts and circumstances that create an economic incentive for the company to exercise the option to extend the lease or to exercise the option to terminate the lease. The company revises lease term, if there is change in non-cancellable period of lease. The discount rate used is generally based on incremental borrowing rate.

**(g) Fair value measurements**

Management applies valuation techniques to determine the fair value of financial instruments (where active market quotes are not available) and non-financial assets. This involves developing estimates and assumptions consistent with how market participants would price the instrument / assets. Management bases its assumptions on observable data as far as possible but this may not always be available. In that case Management uses the best relevant information available. Estimated fair values may vary from the actual prices that would be achieved in an arm's length transaction at the reporting date.

**(h) Revenue from contracts with customers**

The Company has applied judgements that significantly affect the determination of the amount and timing of revenue from contracts with customers.

**(i) Classification of assets and liabilities into current and non-current**

The Management classifies assets and liabilities into current and non-current categories based on its operating cycle.



*[Handwritten signatures]*

**Note 1 : PROPERTY, PLANT AND EQUIPMENT**

Particulars						(Rupees in Lakhs)
	Plant and Machinery	Office Equipments	Furniture and Fixtures	Vehicles	Computer and Printers	Total
<b>Gross carrying amount</b>						
Balance as at 1 April 2021	342.24	46.29	269.68	69.80	10.28	<b>738.29</b>
Additions	22.77	3.38	5.47	134.25	37.41	<b>203.28</b>
Disposals	(18.84)	(0.58)	(1.47)	-	-	<b>(20.89)</b>
<b>Balance as at 31 March 2022</b>	<b>346.17</b>	<b>49.09</b>	<b>273.68</b>	<b>204.05</b>	<b>47.69</b>	<b>920.68</b>
Balance as at 1 April 2022	346.17	49.09	273.68	204.05	47.69	<b>920.68</b>
Additions	102.96	5.82	76.31	334.07	0.61	<b>519.77</b>
Disposals	(12.23)	-	(8.81)	(8.81)	-	<b>(29.85)</b>
<b>Balance as at 31 March 2023</b>	<b>436.90</b>	<b>54.91</b>	<b>341.18</b>	<b>529.31</b>	<b>48.30</b>	<b>1,410.60</b>
<b>Accumulated depreciation</b>						
Balance as at 1 April 2021	159.66	36.04	212.72	23.49	5.25	<b>437.16</b>
Depreciation charge during the year	55.06	5.13	16.91	19.31	9.46	<b>105.87</b>
Disposals	(12.60)	(0.52)	(0.63)	-	-	<b>(13.75)</b>
<b>Balance as at 31 March 2022</b>	<b>202.12</b>	<b>40.65</b>	<b>229.00</b>	<b>42.80</b>	<b>14.71</b>	<b>529.28</b>
Balance as at 1 April 2022	202.12	40.65	229.00	42.80	14.71	<b>529.28</b>
Depreciation charge during the period	58.46	4.22	21.22	55.57	20.70	<b>160.17</b>
Disposals	(8.34)	-	(1.72)	(8.37)	-	<b>(18.43)</b>
<b>Balance as at 31 March 2023</b>	<b>252.24</b>	<b>44.87</b>	<b>248.50</b>	<b>90.00</b>	<b>35.41</b>	<b>671.02</b>
<b>Net carrying amount as at 31 March 2023</b>	<b>184.66</b>	<b>10.04</b>	<b>92.68</b>	<b>439.31</b>	<b>12.89</b>	<b>739.58</b>
<b>Net carrying amount as at 31 March 2022</b>	<b>144.05</b>	<b>8.44</b>	<b>44.68</b>	<b>161.25</b>	<b>32.98</b>	<b>391.40</b>

Note:

Particulars	(Rupees in Lakhs)	
	Year ended 31 March 2023	Year ended 31 March 2022
Depreciation has been charged to		
- Cost of land/material consumed, construction & other related project cost (refer note 32)	58.46	55.06
- Statement of profit & loss (refer note 36)	101.71	50.81
<b>Total</b>	<b>160.17</b>	<b>105.87</b>

**Note 2 : RIGHT OF USE ASSETS**


Particulars	(Rupees in Lakhs)	
	Year ended 31 March 2023	Year ended 31 March 2022
Gross Carrying value at beginning of year	827.36	841.65
Add: Right of use assets added during the year	281.42	520.15
Less: Deletion of right of use assets during the year	(63.99)	-
Less: Depreciation on right of use assets (refer note 36)	(597.03)	(534.44)
<b>Net Carrying value as at 31st March 2023</b>	<b>447.76</b>	<b>827.36</b>

**Note 3 : OTHER INTANGIBLE ASSETS**

Particulars	(Rupees in Lakhs)	
	Total	
<b>Gross carrying amount</b>		
Balance as at 1 April 2021		<b>1.12</b>
Additions		-
Disposals		-
<b>Balance as at 31 March 2022</b>		<b>1.12</b>
Balance as at 1 April 2022		<b>1.12</b>
Additions		11.50
Disposals		-
<b>Balance as at 31 March 2023</b>		<b>12.62</b>
<b>Accumulated Amortisation and Impairment</b>		
Balance as at 1 April 2021		<b>1.12</b>
Charge during the year		-
Disposals		-
<b>Balance as at 31 March 2022</b>		<b>1.12</b>
Balance as at 1 April 2022		<b>1.12</b>
Charge during the period		1.08
Disposals		-
<b>Balance as at 31 March 2023</b>		<b>2.20</b>
<b>Net carrying amount as at 31 March 2023</b>		<b>10.42</b>
<b>Net carrying amount as at 31 March 2022</b>		<b>-</b>

Note:

Particulars	(Rupees in Lakhs)	
	Year ended 31 March 2023	Year ended 31 March 2022
Amortization has been charged to		
- Statement of profit & loss (refer note 36)	1.08	-
<b>Total</b>	<b>1.08</b>	<b>-</b>



*[Handwritten signatures]*

**Note 4 : GOODWILL ON CONSOLIDATION****Goodwill consist of the followings**

Particulars	(Rupees in Lakhs)	
	As at 31 March 2023	As at 31 March 2022
Balance at the beginning of the year	24.54	22.60
Less: Increase/(Decrease) on cessaion/addition of Subsidiary	(2.99)	1.94
<b>Balance at the end of the year</b>	<b>21.55</b>	<b>24.54</b>

The group tests goodwill annually for impairment. Goodwill of Rs. 21.55 Lakhs (PY Rs. 24.54 Lakhs) have been allocated to the respective business/projects from where goodwill is generated. The estimated value in use is based on future cash flows and annual growth rate. Based on reasonable assumption, the group did not identify any probable scenario in which the recoverable amount of cash generating unit would decrease below its carrying value, hence no impairment is required in the carrying value of goodwill.

**Note 5 : NON CURRENT OTHER FINANCIAL ASSETS**

Particulars	(Rupees in Lakhs)	
	As at 31 March 2023	As at 31 March 2022
(Unsecured-considered good unless stated otherwise)		
<b>Security Deposits</b>		
Considered Good	166.46	157.70
Bank Deposits with maturity of more than 12 months held as margin money	10.50	4.38
Interest accrued on deposits & others	0.11	-
<b>Total</b>	<b>177.07</b>	<b>162.08</b>

**Note - 6 : DEFERRED TAX ASSETS - (NET)**

The movement on the deferred tax account is as follows:

Particulars	(Rupees in Lakhs)	
	As at 31 March 2023	As at 31 March 2022
At the beginning of the year	4,392.57	3,462.65
Credit/ (Charge) to statement of profit and loss	1,622.48	901.71
Credit/ (Charge) to other comprehensive income	(22.76)	28.21
<b>At the end of the year</b>	<b>5,992.29</b>	<b>4,392.57</b>

**Component of deferred tax assets/ (liabilities) :**

Particulars	(Rupees in Lakhs)	
	As at 31 March 2023	As at 31 March 2022
<b>Deferred Tax Assets</b>		
Expenses allowed on payment basis	109.69	109.21
Difference between book and tax base of Property, plant & equipment	62.47	57.17
Unabsorbed business losses	5,023.43	3,984.79
Provisions	584.96	-
Others	211.73	241.38
MAT Credit Entitlement	0.01	0.02
<b>Total</b>	<b>5,992.29</b>	<b>4,392.57</b>

**Note 7 : NON-CURRENT TAX ASSETS (NET)**

Particulars	(Rupees in Lakhs)	
	As at 31 March 2023	As at 31 March 2022
Direct taxes refundable (net of provisions)	1,264.83	584.10
<b>Total</b>	<b>1,264.83</b>	<b>584.10</b>

**Note 8 : OTHER NON CURRENT ASSETS**


Particulars	(Rupees in Lakhs)	
	As at 31 March 2023	As at 31 March 2022
Prepaid Expenses	3.85	34.89
<b>Total</b>	<b>3.85</b>	<b>34.89</b>

**Note 9 : INVENTORIES**

Particulars	(Rupees in Lakhs)	
	As at 31 March 2023	As at 31 March 2022
Building Material And Consumables	1,445.85	700.42
Land	39,612.51	38,821.38
Construction Work In Progress	1,226.11	1,203.76
Completed Real Estate Projects	5,623.05	940.39
Project In Progress	165,749.44	157,268.30
<b>Total</b>	<b>213,656.96</b>	<b>198,934.25</b>

**Note 10 : TRADE RECEIVABLES**

Particulars	(Rupees in Lakhs)	
	As at 31 March 2023	As at 31 March 2022
(Unsecured considered good unless stated otherwise)		
Considered Good	4,398.13	4,670.45
<b>Total</b>	<b>4,398.13</b>	<b>4,670.45</b>



*Handwritten signature*

*Handwritten signature*

*Handwritten signature*

**Note 11 : CASH AND CASH EQUIVALENTS**

Particulars	(Rupees in Lakhs)	
	As at 31 March 2023	As at 31 March 2022
Balances With Banks:-		
In Current Accounts	6,426.83	806.54
In deposit account with maturity of less than three months	500.00	-
Cheques, Drafts on Hand	61.28	529.44
Cash on Hand	159.91	55.55
<b>Total</b>	<b>7,148.02</b>	<b>1,391.53</b>

**Note 12 : OTHER BANK BALANCES**

Particulars	(Rupees in Lakhs)	
	As at 31 March 2023	As at 31 March 2022
Fixed deposit maturity for more than 3 months but less than 12 months		
Pledged/ under lien/ earmarked	1,971.88	330.27
<b>Total</b>	<b>1,971.88</b>	<b>330.27</b>

**Note 13 : CURRENT LOANS**

Particulars	(Rupees in Lakhs)	
	As at 31 March 2023	As at 31 March 2022
(Unsecured, considered good unless otherwise stated)		
<b>Loan to related parties</b>		
-Fellow Subsidiary Companies	31,963.88	39,051.96
<b>Total</b>	<b>31,963.88</b>	<b>39,051.96</b>

**Note - 13.1****Particulars in respect of loans to fellow subsidiary companies :**

Name of Company	(Rupees in Lakhs)	
	As at 31 March 2023	As at 31 March 2022
Omaxe Garv Buildtech Private Limited	31,963.88	39,051.96
<b>Total</b>	<b>31,963.88</b>	<b>39,051.96</b>

**Note - 13.2****Particulars of maximum balance during the year in nature of loans given to fellow subsidiary companies:**


Name of Company	(Rupees in Lakhs)	
	During the year ended 31 March, 2023	During the year ended 31 March 2022
Omaxe Garv Buildtech Private Limited	31,963.88	39,051.96

**Note - 13.3****Loan and advances to specified person**

Type of Borrower	As at 31 March 2023		As at 31 March 2022	
	Amount of loan or advance in the nature of loan outstanding (Rupees in Lakhs)	Percentage to the total Loans and advances in the nature of loan	Amount of loan or advance in the nature of loan outstanding (Rupees in Lakhs)	Percentage to the total Loans and advances in the nature of loan
Related Parties	31,963.88	100.00%	39,051.96	100.00%

**Note 14 : OTHER FINANCIAL ASSETS-CURRENT**

Particulars	(Rupees in Lakhs)	
	As at 31 March 2023	As at 31 March 2022
(Unsecured considered good unless otherwise stated)		
<b>Security Deposit</b>		
Considered Good	181.65	180.97
Interest Accrued on Deposits & Others	19.95	2.95
<b>Advances Recoverable In Cash</b>		
Considered Good		
-Holding Company/Fellow Subsidiary companies	20,718.67	20,721.92
-Others	5,191.90	5,925.40
Credit impaired		
-Others	2,321.44	-
	28,433.61	26,831.24
Less: Provision for expected credit losses	(2,321.44)	-
<b>Total</b>	<b>26,112.17</b>	<b>26,831.24</b>



*Handwritten signature*

*Handwritten signature*

**Note - 14.1****Particulars in respect of advance recoverable in cash from Fellow subsidiary company:**

(Rupees in Lakhs)

Name of Company	As at	As at
	31 March 2023	31 March 2022
Omaxe Limited	4.58	-
Omaxe Pancham Realcon Private Limited	20,712.89	20,721.72
Aashna Realcon Private Limited	1.20	0.20
<b>Total</b>	<b>20,718.67</b>	<b>20,721.92</b>

**Note - 14.2****Loan and advances to specified person**

Type of Borrower	As at 31 March 2023		As at 31 March 2022	
	Amount of loan or advance in the nature of loan outstanding (Rupees in Lakhs)	Percentage to the total Loans and advances in the nature of loan	Amount of loan or advance in the nature of loan outstanding (Rupees in Lakhs)	Percentage to the total Loans and advances in the nature of loan
Related Parties	20,718.67	79.96%	20,721.92	77.76%

**Note 15 : OTHER CURRENT ASSETS**

(Rupees in Lakhs)

Particulars	As at	As at
	31 March 2023	31 March 2022
(Unsecured considered good unless otherwise stated)		
<b>Advance against goods, services and others</b>		
Considered goods	80.72	88.72
- Related Parties	7,085.84	6,934.32
- Others		
Credit impaired	2.77	2.77
- Others	735.24	317.21
Balance With Government / Statutory Authorities	51.26	89.28
Prepaid Expenses	7,955.83	7,432.30
	(2.77)	(2.77)
Less: Allowances for expected credit losses	7,953.06	7,429.53
<b>Total</b>		

**Note - 15.1****Particulars in respect of advances to related parties are as under :**


(Rupees in Lakhs)

Name of Company	As at	As at
	31 March 2023	31 March 2022
Arhant Infrabuild Private Limited	80.72	88.72
<b>Total</b>	<b>80.72</b>	<b>88.72</b>

**Note - 15.2****Movement in Provision for Doubtful Advances**

(Rupees in Lakhs)

Particulars	As at	As at
	31 March 2023	31 March 2022
Balance at the beginning of the year	2.77	8.05
Written off Out of Provisions	-	(5.27)
Balance at the end of the year	2.77	2.77



*Handwritten signature*

*Handwritten signature*

**Note 10.1 : Ageing of Trade Receivables as at 31 March, 2023 is as follows:**

(Rupees in Lakhs)


Particular	Outstanding for the following periods from due date of payment						Total
	Not Due	Less than 6 months	6 months - 1 year	1-2 years	2-3 years	More than 3 years	
Undisputed Trade Receivables-considered good	4,181.52	14.76	0.57	52.77	-	84.21	<b>4,333.83</b>
Undisputed Trade Receivables-which have significant increase in credit risk	-	-	-	-	-	-	-
Undisputed Trade Receivables-credit impaired	-	-	-	-	-	-	-
Disputed Trade Receivables-considered good	7.27	0.63	-	4.78	-	51.62	<b>64.30</b>
Disputed Trade Receivables-which have significant increase in credit risk	-	-	-	-	-	-	-
Disputed Trade Receivables-credit impaired	-	-	-	-	-	-	-
<b>Total</b>	<b>4,188.79</b>	<b>15.39</b>	<b>0.57</b>	<b>57.55</b>	<b>-</b>	<b>135.83</b>	<b>4,398.13</b>
Less: Allowance for doubtful trade receivables	-	-	-	-	-	-	-
<b>Total</b>	<b>4,188.79</b>	<b>15.39</b>	<b>0.57</b>	<b>57.55</b>	<b>-</b>	<b>135.83</b>	<b>4,398.13</b>

**Ageing of Trade Receivables as at 31 March, 2022 is as follows:**

(Rupees in Lakhs)

Particular	Outstanding for the following periods from due date of payment						Total
	Not Due	Less than 6 months	6 months - 1 year	1-2 years	2-3 years	More than 3 years	
Undisputed Trade Receivables-considered good	4,265.38	185.04	18.92	2.80	10.41	99.03	<b>4,581.58</b>
Undisputed Trade Receivables-which have significant increase in credit risk	-	-	-	-	-	-	-
Undisputed Trade Receivables-credit impaired	-	-	-	-	-	-	-
Disputed Trade Receivables-considered good	3.98	-	-	-	4.75	80.14	<b>88.87</b>
Disputed Trade Receivables-which have significant increase in credit risk	-	-	-	-	-	-	-
Disputed Trade Receivables-credit impaired	-	-	-	-	-	-	-
<b>Total</b>	<b>4,269.36</b>	<b>185.04</b>	<b>18.92</b>	<b>2.80</b>	<b>15.16</b>	<b>179.17</b>	<b>4,670.45</b>
Less: Allowance for doubtful trade receivables	-	-	-	-	-	-	-
<b>Total</b>	<b>4,269.36</b>	<b>185.04</b>	<b>18.92</b>	<b>2.80</b>	<b>15.16</b>	<b>179.17</b>	<b>4,670.45</b>

**Note 10.2** Trade Receivable are non-interest bearing and generally on terms as per agreement/contract.



*Handwritten signatures and initials.*

**Note 16 : EQUITY SHARE CAPITAL**

(Rupees in Lakhs)

Particulars	As at	As at
	31 March 2023	31 March 2022
<b>Authorised</b>		
5,00,00,000 (5,00,00,000) Equity Shares of Rs.10 Each	5,000.00	5,000.00
	<b>5,000.00</b>	<b>5,000.00</b>
<b>Issued, Subscribed &amp; Paid Up</b>		
5,00,00,000 (5,00,00,000) Equity Shares of Rs.10 Each fully paid up	5,000.00	5,000.00
<b>Total</b>	<b>5,000.00</b>	<b>5,000.00</b>

(figures in bracket represent those of previous year)

**Note - 16.1****Reconciliation of the shares outstanding at the beginning and at the end of the year**

Particulars	As at		As at	
	31 March 2023		31 March 2022	
	Numbers of shares	Rupees in Lakhs	Numbers of shares	Rupees in Lakhs
<b>Equity Shares of Rs. 10 each fully paid up</b>				
Shares outstanding at the beginning of the year	50,000,000	5,000.00	50,000,000	5,000.00
Shares Issued during the period/year	-	-	-	-
Shares bought back during the period/year	-	-	-	-
Shares outstanding at the end of the period/year	<b>50,000,000</b>	<b>5,000.00</b>	<b>50,000,000</b>	<b>5,000.00</b>

**Note - 16.2****Terms/rights attached to shares****Equity**

The company has only one class of equity shares having a par value of Rs 10/-per share. Each holder of equity shares is entitled to one vote per share.If new equity shares, issued by the company shall be ranked pari-passu with the existing equity shares. The company declares and pays dividend in Indian rupees. The dividend proposed if any by the Board of Directors is subject to the approval of the shareholders in the ensuing Annual General Meeting. In the event of liquidation of the company, the holders of equity shares will be entitled to receive remaining assets of the company, after distribution of all preferential amounts, if any in proportion to the number of equity shares held by the share holders..

**Note - 16.3****Shares held by holding company**

Name of Shareholder	As at		As at	
	31 March 2023		31 March 2022	
	Number of shares held	Rupees in Lakhs	Number of shares held	Rupees in Lakhs
<b>Equity Shares</b>				
Omaxe Limited	50,000,000	5,000.00	50,000,000	5,000.00

**Note - 16.4****Detail of shareholders holding more than 5% shares in Equity capital of the company****Equity Shares**

Name of Shareholder	As at		As at	
	31 March 2023		31 March 2022	
	Number of shares held	% of Holding	Number of shares held	% of Holding
Omaxe Limited	50,000,000	100.00	50,000,000	100.00

**Note - 16.5**


The company has not allotted any fully paid up shares pursuant to contract(s) without payment being received in cash.The company has neither allotted any fully paid up shares by way of bonus shares nor has bought back any class of shares during the period of five years immediately preceeding the balance sheet date.

**Note - 16.6****Shareholding of promoters****Share held by promoter as at March 31, 2023**

Promoter Name	As at March 31, 2023		As at March 31, 2022		% Change during the year
	No. of Shares	% of Total Shares	No. of Shares	% of Total Shares	
Omaxe Limited	50,000,000	100.00	50,000,000	100.00	-
Total	<b>50,000,000</b>	<b>100.00</b>	<b>50,000,000</b>	<b>100.00</b>	

**Share held by promoter as at March 31, 2022**

Promoter Name	As at March 31, 2022		As at March 31, 2021		% Change during the year
	No. of Shares	% of Total Shares	No. of Shares	% of Total Shares	
Omaxe Limited	50,000,000	100.00	50,000,000	100.00	-
Total	<b>50,000,000</b>	<b>100.00</b>	<b>50,000,000</b>	<b>100.00</b>	



*[Handwritten signature]*

*[Handwritten signature]*

*[Handwritten signature]*

**Note 17. OTHER EQUITY**

Particulars	(Rupees in Lakhs)	
	As at 31 March 2023	As at 31 March 2022
<b>Reserve and surplus/ (deficit)</b>		
Retained earnings/(deficit)	(15,339.59)	(9,745.88)
General Reserve	100.00	100.00
<b>Other Comprehensive Income</b>		
Remeasurement of Defined Benefit Obligation	(50.00)	(117.67)
	<b>(15,289.59)</b>	<b>(9,763.55)</b>

**Note 17.1 Movement of other equity is as follows:**

Particulars	(Rupees in Lakhs)	
	As at 31 March 2023	As at 31 March 2022
<b>Retained earnings/(deficit)</b>		
As per last balance sheet	(9,745.88)	(6,770.94)
Add Profit/(Loss) for the year	(5,593.71)	(2,974.94)
	<b>(15,339.59)</b>	<b>(9,745.88)</b>
<b>General Reserve</b>		
As per last balance sheet	100.00	100.00
Add Current year transfer	-	-
	<b>100.00</b>	<b>100.00</b>
<b>Remeasurement of Defined Benefit Obligation</b>		
As per last balance sheet	(117.67)	(33.80)
Add Current year transfer	67.67	(83.87)
	<b>(50.00)</b>	<b>(117.67)</b>
<b>Total</b>	<b>(15,289.59)</b>	<b>(9,763.55)</b>

**Note 17.2 Nature and purpose of reserves****Retained Earnings**

Represents surplus/ (deficit) in statement of Profit and Loss accumulated upto the end of financial year.

**General reserve**


This reserve is created out of profit earned and is a free reserve.

**Remeasurement of Defined Benefit**

Represent actuarial gain or loss on account of remeasurements of the net defined benefit plans.

**Note 18 : BORROWINGS-NON CURRENT**

Particulars	(Rupees in Lakhs)	
	As at 31 March 2023	As at 31 March 2022
<b>Secured</b>		
<b>Term Loans</b>		
Debenture	3,000.00	-
Bank	-	3,210.13
Housing Finance Company	4,403.91	10,893.00
Vehicle and equipment loan	230.65	6.50
<b>Total</b>	<b>7,634.56</b>	<b>14,109.63</b>



*Handwritten signature*

*Handwritten signature*



**Note - 18.1****Nature of security of long term borrowings are as under:**

(Rupees in Lakhs)

Particulars	Amount Outstanding		Current Maturities	
	As at	As at	As at	As at
	31 March 2023	31 March 2022	31 March 2023	31 March 2022
<b>Secured</b>				
Unlisted, Unrated, Senior, Secured, Redeemable, Transferable Non-Convertible debentures are secured by way of equitable mortgage on project land & all structure there upon and Hypothecation of receivables of the project. These are further secured by personal guarantee of Promoter(s) of the Company and corporate guarantee of Promoter Company.	3,000.00	-	-	-
Term loan from banks are secured by equitable mortgage of project properties of the company/subsidiaries/ associates/ other companies and charge on receivable, material at site and work in progress as applicable. These loans are further secured by pledge of shares held by promoter companies and personal guarantee of director(s) of the Company and secured by corporate guarantee of subsidiaries / associates / promoters /other companies.	-	10,881.38	-	7,671.26
Term loan from housing finance company is secured by equitable mortgage of project land & hypothecation of receivables of the company/ fellow subsidiary/ associate company and corporate guarantee of holding company/fellow subsidiary company.	13,089.46	18,875.88	8,685.55	7,982.88
Term loan from housing finance company is further secured by personal guarantee of director(s) of the holding company.	284.03	17.91	53.38	11.40
Vehicle and equipment loan	-	40.28	-	40.28
Interest accrued and due on borrowings	-	-	-	-
<b>Total</b>	<b>16,373.49</b>	<b>29,815.45</b>	<b>8,738.93</b>	<b>15,705.82</b>
less: Current maturities of non-current borrowings (refer note 24)	8,738.93	15,705.82	-	-
	<b>7,634.56</b>	<b>14,109.63</b>	<b>-</b>	<b>-</b>

**18.2 The year wise repayment schedule of long term borrowings :**

(Rupees in Lakhs)

Particulars	outstanding as at	Years wise repayment schedule			
		within 1 year	1 -2 year	2-3 year	3-6 year
<b>Secured</b>					
<b>Term loans</b>					
Debenture	3,000.00	-	-	-	3,000.00
Housing finance company	13,089.46	8,685.55	2,800.61	836.69	766.61
Vehicle and equipment loan	284.03	53.38	52.12	57.42	121.11
<b>Total Long Term Borrowings</b>	<b>16,373.49</b>	<b>8,738.93</b>	<b>2,852.73</b>	<b>894.11</b>	<b>3,887.72</b>

**Note 18.3** The Company is regular in repayment of principal and interest to Bank, Financial Institution, Non- Banking Financial Companies, Housing Finance Companies as per stipulation and there are no defaults in repayment of principal and interest to any lender as at the balance sheet date.

**Note 18.4** The Company has not been declared as willful defaulter by any Bank or Financial Institution or any Government Authorities.


**Note 18.5** The loans being taken by the Company during the year has been utilized for the purpose for which they were obtained.

**Note 18.6** Funds raised by the Company on short term loan have not been used for long term purposes.

**Note 18.7** The Company has not raised any funds from Banks / Financial Institution / Non-Banking Financial Companies / Housing Finance Company and from any other entity or person on account of or to meet the obligations of Subsidiaries / Joint Venture or Associates.

**Note 18.8** No funds were raised during the year on pledge of securities held in its Subsidiaries, Joint Venture or Associates.

**Note 18.9** There are no charges or satisfaction of charges which are yet to be registered or satisfied beyond statutory period.



**Note 19 : NON CURRENT LEASE LIABILITIES**

Particulars	(Rupees in Lakhs)	
	As at 31 March 2023	As at 31 March 2022
Lease Liabilities	10.84	877.26
<b>Total</b>	<b>10.84</b>	<b>877.26</b>

**Note 20 : NON CURRENT TRADE PAYABLES**

Particulars	(Rupees in Lakhs)	
	As at 31 March 2023	As at 31 March 2022
Total outstanding dues of micro enterprises and small enterprises	-	-
<b>Total (A)</b>	<b>-</b>	<b>-</b>
<b>Deferred payment liabilities</b>		
- In respect of development & other charges to be paid on deferred credit terms to authorities (secured to the extent of Rs. 4,294.89 Lakhs (P.Y Rs.11,726.38 Lakhs by way of hypothecation of project properties)	4,294.89	11,726.38
<b>Total (B)</b>	<b>4,294.89</b>	<b>11,726.38</b>
<b>Total(A+B)</b>	<b>4,294.89</b>	<b>11,726.38</b>

**Note 20.1**

The non-current trade payables are payable after 31st March 2024, hence not due for payment as at 31st March, 2023, therefore ageing of non-current trade payable has not been given.

**Note 21 : NON CURRENT OTHER FINANCIAL LIABILITIES**

Particulars	(Rupees in Lakhs)	
	As at 31 March 2023	As at 31 March 2022
Security deposits received	2,453.06	450.61
Interest accrued but not due on borrowings	66.87	-
Rebates Payable To Customers	881.15	2,147.23
<b>Total</b>	<b>3,401.08</b>	<b>2,597.84</b>

**Note 22 : OTHER NON CURRENT LIABILITIES**

Particulars	(Rupees in Lakhs)	
	As at 31 March 2023	As at 31 March 2022
Deferred Income	16.60	1.42
<b>Total</b>	<b>16.60</b>	<b>1.42</b>

**Note 23 : PROVISIONS-NON CURRENT**

Particulars	(Rupees in Lakhs)	
	As at 31 March 2023	As at 31 March 2022
Leave Encashment	97.26	90.51
Gratuity	352.35	332.22
<b>Total</b>	<b>449.61</b>	<b>422.73</b>

**Note 24 : BORROWING CURRENT**


Particulars	(Rupees in Lakhs)	
	As at 31 March 2023	As at 31 March 2022
Bank Overdraft	48.96	-
Term loan from Bank	10.00	-
Current Maturities of Long Term Borrowings (refer note no 18.1)	8,738.93	15,705.82
<b>Total</b>	<b>8,797.89</b>	<b>15,705.82</b>

**Note 25 : CURRENT LEASE LIABILITIES**

Particulars	(Rupees in Lakhs)	
	As at 31 March 2023	As at 31 March 2022
Lease Liabilities	477.70	108.69
<b>Total</b>	<b>477.70</b>	<b>108.69</b>

**Note 26 : CURRENT TRADE PAYABLES**

Particulars	(Rupees in Lakhs)	
	As at 31 March 2023	As at 31 March 2022
<b>Other Trade Payable</b>		
Total outstanding dues of micro enterprises and small enterprises	627.82	147.15
Other Trade Payables due to micro enterprises and small enterprises	-	-
<b>Total (A)</b>	<b>627.82</b>	<b>147.15</b>
<b>Deferred Payment Liabilities</b>		
- In respect of development & other charges to be paid on deferred credit terms to authorities (secured to the extent of Rs. 9,777.92 Lakhs (P.Y Rs.8,730.70 Lakhs by way of hypothecation of project properties)	9,777.92	8,730.70
- Fellow Subsidiary Companies	-	28.86
- Others Related Party	54.00	-
- Others	4,643.85	5,851.83
<b>Total(B)</b>	<b>14,475.77</b>	<b>14,611.39</b>
<b>Total(A+B)</b>	<b>15,103.59</b>	<b>14,758.54</b>



*Handwritten signature*

*Handwritten signature*

**Note 27 : CURRENT OTHER FINANCIAL LIABILITIES**

Particulars	(Rupees in Lakhs)	
	As at 31 March 2023	As at 31 March 2022
Security deposit received	578.24	642.07
Interest Accrued But Not Due On Borrowings	477.49	407.46
Due to Employees	229.98	197.81
Interest On Trade Payables	312.54	903.46
Rebate Payables	-	2,496.36
Others Payables	2,014.43	4,438.84
<b>Total</b>	<b>3,612.68</b>	<b>9,086.00</b>

**Note 28 : OTHER CURRENT LIABILITIES**

Particulars	(Rupees in Lakhs)	
	As at 31 March 2023	As at 31 March 2022
Statutory Dues Payable	403.67	709.60
Deferred Income	2.04	1.66
Advance from customers and others :		
From Holding, Fellow Subsidiary and Subsidiary of Fellow Subsidiary Companies	61,510.88	69,742.83
From Related Parties	3,055.04	1,636.09
From Others	203,370.10	148,319.14
<b>Total</b>	<b>268,341.73</b>	<b>220,409.32</b>

**Note 29: PROVISIONS-CURRENT**

Particulars	(Rupees in Lakhs)	
	As at 31 March 2023	As at 31 March 2022
Leave Encashment	2.30	2.69
Gratuity	7.57	13.40
<b>Total</b>	<b>9.87</b>	<b>16.09</b>



Handwritten signatures and initials, including a large signature on the left and initials "B" and "C" on the right.

**Note - 26.1**

\* The information as required to be disclosed under The Micro, Small and Medium Enterprises Development Act, 2006 ("the Act") has been determined to the extent such parties have been identified by the company, on the basis of

(Rupees in Lakhs)

Particulars	As at	As at
	31 March 2023	31 March 2022
the principal amount remaining unpaid to any supplier as at the end of each accounting year	627.82	147.15
the Interest due thereon remaining unpaid to supplier as at the end of each accounting year	60.02	35.41
the amount of interest paid by the buyer in terms of section 16, along with the amounts of the payment made to the supplier beyond the appointed day during each accounting year	500.51	299.85
the amount of interest due and payable for the period of delay in making payment (which have been paid but beyond the appointed date during the year) but without adding the interest specified under MSME Act, 2006	28.16	31.06
the amount of interest accrued and remaining unpaid at the end of each accounting year, and	270.22	262.70
the amount of further interest remaining due and payable even in the succeeding years, until such date when the interest dues as above are actually paid to the small enterprise, for the purpose of disallowance as a deductible expenditure under section 23	7.52	(12.59)

**Note - 26.2**

**Ageing of Trade Payables Outstanding as at 31st March, 2023 is as follows:**


(Rupees in Lakhs)

Particulars	Outstanding for following periods from due date of payments					Total
	Not Due	Less than 1 year	1-2 years	2-3 years	More than 3 years	
MSME	20.08	550.95	17.97	16.62	22.20	627.82
Other	11,340.65	2,290.23	297.95	140.42	406.52	14,475.77
Disputed dues-MSME	-	-	-	-	-	-
Disputed dues-Others	-	-	-	-	-	-
<b>Total</b>	<b>11,360.73</b>	<b>2,841.18</b>	<b>315.92</b>	<b>157.04</b>	<b>428.72</b>	<b>15,103.59</b>

**Ageing of Trade Payables Outstanding as at 31st March, 2022 is as follows:**

(Rupees in Lakhs)

Particulars	Outstanding for following periods from due date of payments					Total
	Not Due	Less than 1 year	1-2 years	2-3 years	More than 3 years	
MSME	46.66	41.58	19.72	16.34	22.85	147.15
Other	8,952.52	4,186.63	352.23	472.56	647.45	14,611.39
Disputed dues-MSME	-	-	-	-	-	-
Disputed dues-Others	-	-	-	-	-	-
<b>Total</b>	<b>8,999.18</b>	<b>4,228.21</b>	<b>371.95</b>	<b>488.90</b>	<b>670.30</b>	<b>14,758.54</b>



*Handwritten signature*

*Handwritten signature*

**Note 30 : REVENUE FROM OPERATIONS**

(Rupees in Lakhs)

Particulars	Year Ended 31 March 2023	Year Ended 31 March 2022
Income From Real Estate Projects	17,451.02	10,239.65
Income From Trading Goods	327.06	446.20
Income From Construction Contracts	-	180.01
Other Operating Income	396.15	361.08
<b>Total</b>	<b>18,174.23</b>	<b>11,226.94</b>

**Note 30.1: Timing of revenue recognition**

(Rupees in Lakhs)

Particulars	Year Ended 31 March 2023	Year Ended 31 March 2022
Revenue recognition at a point of time	17,401.03	10,260.18
Revenue recognition over a period of time	773.20	966.76
<b>Total</b>	<b>18,174.23</b>	<b>11,226.94</b>

**Note 30.2: Disaggregation of revenue is as below:-**

(Rupees in Lakhs)

Nature of Revenue	Year Ended 31 March 2023			Year Ended 31 March 2022		
	Operating Revenue	Other Operating Revenue	Total	Operating Revenue	Other Operating Revenue	Total
Real Estate Projects	17,451.02	281.09	17,732.11	10,239.65	201.63	10,441.28
Trading	327.06	-	327.06	446.20	-	446.20
Others	-	115.06	115.06	180.01	159.45	339.46
<b>Total</b>	<b>17,778.08</b>	<b>396.15</b>	<b>18,174.23</b>	<b>10,865.86</b>	<b>361.08</b>	<b>11,226.94</b>

**Note 30.3:** While disclosing the aggregate amount of transaction price yet to be recognised as revenue towards unsatisfied (or partially satisfied) performance obligations, the Company has applied the practical expedient in Ind AS 115. The aggregate value of transaction price allocated to unsatisfied (or partially satisfied) performance obligations is Rs. 4,34,717.08 Lakhs (P.Y. Rs. 2,94,538.29 Lakhs) which is expected to be recognised as revenue in the subsequent years, however revenue to be recognised in next one year is not ascertainable due to nature of industry in which company is operating.

**Note 30.4: Advances against unsatisfied (or partially satisfied) performance obligations**

(Rupees in Lakhs)

Particulars	Year Ended 31 March 2023	Year Ended 31 March 2022
Advances at beginning of the year	219,698.06	123,903.22
Add: Advances received/re-group during the year (net)	66,412.19	107,021.78
Less: Revenue recognised during the year	18,174.23	11,226.94
Advances at the end of the year	<b>267,936.02</b>	<b>219,698.06</b>

**Note 30.5: Reconciliation of revenue recognised with the contracted price is as follows:**


(Rupees in Lakhs)

Particulars	Year Ended 31 March 2023	Year Ended 31 March 2022
Contracted price	19,227.72	11,348.32
Reduction towards variable consideration components	1,053.49	121.38
Revenue recognized	<b>18,174.23</b>	<b>11,226.94</b>

**Note 31 : OTHER INCOME**

(Rupees in Lakhs)

Particulars	Year Ended 31 March 2023	Year Ended 31 March 2022
Interest Income		
On Bank Deposits	50.74	20.85
Others	0.43	22.99
Profit on Sale of Property, Plant & Equipment	5.29	5.86
Profit on Sale of Investments	4.32	11.74
Miscellaneous Income	158.43	93.30
Gain on financial assets/liabilities carried at amortised cost	2.54	11.96
Liabilities no longer required to be written off	166.88	8.19
<b>Total</b>	<b>388.63</b>	<b>174.89</b>



*Signature*

*Signature*

*Signature*

*Signature*

**Note 32 : COST OF MATERIAL CONSUMED, CONSTRUCTION & OTHER RELATED PROJECT COST**

Particulars	(Rupees in Lakhs)	
	Year Ended 31 March 2023	Year Ended 31 March 2022
<b>Inventory at the Beginning of The Year</b>		
Building Materials and Consumables	700.42	764.97
Land	38,821.38	39,735.71
Land of Subsidiary company sold during the year	-	(1,205.03)
	<b>39,521.80</b>	<b>39,295.65</b>
<b>Add: Incurred During The Year</b>		
Land, Development and Other Rights	5,229.13	18,271.23
Building Materials	9,843.90	3,887.01
Construction Cost	7,424.65	2,924.69
Employee Cost	2,756.25	2,004.71
Rates and taxes	602.20	111.92
Administration expenses	1,612.97	927.06
Depreciation	58.46	55.06
Power & Fuel and Other Electrical Cost	1,052.73	787.90
Repairs And Maintenance-Plant And Machinery	7.14	0.37
Finance Cost	5,412.10	6,975.43
	<b>33,999.53</b>	<b>35,945.38</b>
<b>Less: Inventory at the End of The Year</b>		
Building Materials and Consumables	1,445.85	700.42
Land	39,612.51	38,821.38
	<b>41,058.36</b>	<b>39,521.80</b>
<b>Total</b>	<b>32,462.97</b>	<b>35,719.23</b>

**Note 33 : CHANGES IN INVENTORIES OF PROJECT IN PROGRESS AND FINISHED STOCK**


Particulars	(Rupees in Lakhs)	
	Year Ended 31 March 2023	Year Ended 31 March 2022
<b>Inventory at the Beginning of the Year</b>		
Completed Real Estate Projects	940.39	859.96
Construction Work In Progress	1,203.76	1,164.68
Projects In Progress	157,268.30	135,513.86
	<b>159,412.45</b>	<b>137,538.50</b>
<b>Inventory at the End of the Year</b>		
Completed Real Estate Projects	5,623.05	940.39
Construction Work In Progress	1,226.11	1,203.76
Projects In Progress	165,749.44	157,268.30
	<b>172,598.60</b>	<b>159,412.45</b>
<b>Changes In Inventory</b>	<b>(13,186.15)</b>	<b>(21,873.95)</b>

**Note 34 : EMPLOYEE BENEFITS EXPENSE**

Particulars	(Rupees in Lakhs)	
	Year Ended 31 March 2023	Year Ended 31 March 2022
Salaries, Wages, Allowances And Bonus	2,820.82	2,047.16
Contribution To Provident And Other Funds	35.98	23.39
Staff Welfare Expenses	20.35	56.81
	<b>2,877.15</b>	<b>2,127.36</b>
Less: Allocated to Projects	2,756.25	2,004.71
<b>Total</b>	<b>120.90</b>	<b>122.65</b>

**Note 35 : FINANCE COSTS**

Particulars	(Rupees in Lakhs)	
	Year Ended 31 March 2023	Year Ended 31 March 2022
Interest On		
-Term Loans	3,062.87	4,793.67
-Others	2,210.57	2,215.17
-Debentures	66.87	-
- Lease Liabilities	84.85	188.71
Other Borrowing Cost	41.10	-
Bank Charges	59.18	55.49
Finance Charge on compound financial instrument	2.81	15.42
	<b>5,528.25</b>	<b>7,268.46</b>
Less: Allocated to Projects	5,412.10	6,975.43
<b>Total</b>	<b>116.15</b>	<b>293.03</b>



*Signature*

*Signature*

**Note 36 : DEPRECIATION AND AMORTIZATION EXPENSES**

Particulars	(Rupees in Lakhs)	
	Year Ended 31 March 2023	Year Ended 31 March 2022
Depreciation on property, plant & equipment	160.17	105.87
Amortization on Intangible assets	1.08	-
Depreciation on right of use	597.03	534.44
Less: Allocated to Projects	<b>758.28</b>	<b>640.31</b>
<b>Total</b>	<b>58.46</b>	<b>55.06</b>
	<b>699.82</b>	<b>585.25</b>

**Note 37 : OTHER EXPENSES**

Particulars	(Rupees in Lakhs)	
	Year Ended 31 March 2023	Year Ended 31 March 2022
<b>Administrative Expenses</b>		
Short Term Lease		
Rates And Taxes	65.08	59.16
Insurance	112.67	43.46
Repairs And Maintenance- Building	4.84	1.34
Repairs And Maintenance- Others	1.58	1.38
Royalty	28.31	7.62
Water & Electricity Charges	51.00	-
Vehicle Running And Maintenance	8.49	7.86
Travelling And Conveyance	52.74	22.35
Legal And Professional Charges	182.94	32.94
Printing And Stationery	1,066.14	786.57
Postage, Telephone & Courier	28.39	30.41
Donation	34.41	16.18
Corporate Social Responsibility expenses	16.00	15.00
Auditors' Remuneration	27.11	21.90
Loss on Sale of Investment	2.21	2.99
Bad Debts & Advances Written off	1.35	0.35
Provision for doubtful debts, deposits and advances	56.18	9.73
Miscellaneous Expenses	2,321.44	(5.27)
	194.99	42.36
Less: Allocated to Projects	<b>4,255.87</b>	<b>1,096.33</b>
	<b>1,612.97</b>	<b>927.06</b>
	<b>2,642.90</b>	<b>169.27</b>
<b>Selling Expenses</b>		
Business Promotion		
Commission	238.75	81.40
Advertisement And Publicity	2,609.59	153.18
	74.12	28.42
	<b>2,922.46</b>	<b>263.00</b>
<b>Total</b>	<b>5,565.36</b>	<b>432.27</b>



*[Handwritten signature]*

*[Handwritten initials]*

**Note 38 : INCOME TAX**

(Rupees in Lakhs)

Particulars	Year Ended	Year Ended
	31 March 2023	31 March 2022
<b>Tax expense comprises of:</b>		
Current income tax	-	-
Deferred tax	(1,622.48)	(901.71)
	<b>(1,622.48)</b>	<b>(901.71)</b>

The major components of income tax expense and the reconciliation of expected tax expense based on the domestic effective tax rate of the Company at 25.168% and the reported tax expense in statement of profit and loss are as follows:

Particulars	Year Ended	Year Ended
	31 March 2023	31 March 2022
Accounting profit before tax	(7,216.19)	(3,876.65)
Applicable tax rate	25.168%	25.168%
Computed tax expense	(1,816.16)	(976.01)
<b>Tax effect of :</b>		
Tax impact of disallowable expenses	165.20	21.32
Tax Adjustment on account of adjustment of brought forward losses and others	1,650.96	954.68
<b>Current Tax (A)</b>	-	-
<b>Deferred Tax Provisions</b>		
Decrease in deferred tax assets on account of provisions, fair valuation of development income and others	(1,622.49)	(901.71)
Mat credit entitlement written off	0.01	-
<b>Total Deferred Tax Provisions (C)</b>	<b>(1,622.48)</b>	<b>(901.71)</b>
<b>Tax Expenses recognised in statement of Profit &amp; Loss(A+B+C)</b>	<b>(1,622.48)</b>	<b>(901.71)</b>
<b>Effective Tax Rate</b>	<b>22.48%</b>	<b>23.26%</b>

**Note 39 : EARNINGS PER SHARE**

Particulars	Year Ended	Year Ended
	31 March 2023	31 March 2022
Profit/(Loss) attributable to equity shareholders (Rupees in Lakhs)	(5,593.71)	(2,974.94)
Equity Shares outstanding (Number)	50,000,000	50,000,000
Weighted average number of equity shares	50,000,000	50,000,000
Nominal value per share	10.00	10.00
<b>Earnings per equity share</b>		
Basic	(11.19)	(5.95)
Diluted	(11.19)	(5.95)

**Note 40 : CONTINGENT LIABILITIES AND COMMITMENTS**

(Rupees in Lakhs)

	Particulars	As at	As at
		31 March 2023	31 March 2022
I	Claims against the group not acknowledged as debts (to the extent quantifiable)	827.80	545.64
II	Bank guarantees		
	In respect of the group Bank guarantees given by holding group namely Omaxe Limited on behalf of group	1.00 2,733.00	0.50 2,733.00
III	Disputed Service tax amount	950.64	950.32
	Disputed Income tax (net of Provision)	7,190.72	7,190.72
IV	<b>Corporate Guarantees</b>		
	Amount outstanding in respect of Corporate Guarantee given on account of loan availed by Holding Company namely omaxe Limited	27,324.31	55,031.21
	Amount outstanding in respect of Corporate Guarantee given on account of loan availed by Related Party namely Omaxe Garv Buildtech Private Limited	7,725.77	-
V	The group may be contingently liable to pay damages / interest in the process of execution of real estate and construction projects and for specific non-performance of certain agreements, the amount of which cannot presently be ascertained	Amount unascertainable	Amount unascertainable
VI	Certain civil cases preferred against the group in respect of labour laws, specific performance of certain land agreements, etc. and disputed by the group	Not Quantifiable	Not Quantifiable



*[Handwritten signature]*

*[Handwritten signature]*



**Note 41:** Some of the balances of trade receivable, trade payable, loan/ advances given and other financial and non financial assets and liabilities are subject to reconciliation and confirmation from respective parties. The balance of said trade receivable, trade payable, loan/ advances given and other financial and non financial assets and liabilities are taken as shown by the books of accounts. The ultimate outcome of such reconciliation and confirmation cannot presently be determined, therefore, no provision for any liability that may result out of such reconciliation and confirmation has been made in the financial statement, the financial impact of which is unascertainable due to the reasons as above stated.

**Note 42:** During the previous year , the Company was subjected to search under section 132 of the Income Tax Act 1961. Subsequent proceeding before Investigation wing are under way. Tax liability, if any arising out of such proceedings shall be accounted in the Financial Year in which such demand is crystallised.

**Note 43: CORPORATE SOCIAL RESPONSIBILITY (CSR)**

The details of expenditure incurred on CSR are as under

(Rupees in Lakhs)

S.No	Particulars	Year Ended 31 March 2023	Year Ended 31 March 2022
a.	The Gross amount required to be spent by the Group during the year as per section 135 of Companies Act 2013 read with Schedule VII	16.72	21.83
b.	Amount spent during the year on : i) Construction/acquisition of any assets ii) On Purpose other than (i) above	- 27.11	- 21.90
c.	Unspent Amount in CSR	-	-
d.	The breakup of expenses included in Skill Development Environment sustainability and	- 27.11	- 21.90

**Note 43.1**

There are no unspent amounts requiring transfer to a fund specified in Schedule VII of Companies Act, 2013 within a period of six months of expiry of financial year in compliance with second proviso to Section 135 (5) of Companies Act, 2013.

**Note 43.2**

In accordance with Circular No. 14/2021 date 25th August, 2021 in respect of Section 135 of Companies Act, the excess amount of CSR expenditure incurred by the Company during the Financial year are to be set off against the required 2% CSR expenditure up to immediately succeeding three financial years subject to compliance of conditions as stipulated under rule 7(3) of Companies (CSR Policy) Rule, 2014.

Details of excess CSR expenditure under Section 135(5) of the Act

(Rupees in Lakhs)

Balance excess spent as at 1 April 2022	Amount required to be spent during the year	Amount spent during the year	Balance as at 31 March 2023	Available for set off till Financial Year 2024-25	Available for set off till Financial Year 2025-26
0.07	16.72	27.11	10.46	0.07	10.39

(Rupees in Lakhs)

Balance excess spent as at 1 April 2021	Amount required to be spent during the year	Amount spent during the year	Balance as at 31 March 2022	Available for set off till Financial Year 2024-25	Available for set off till Financial Year 2025-26
-	21.83	21.90	0.07	0.07	-



*[Handwritten signature]*

*[Handwritten signature]*

**Note 44** Lease Contracts entered by the company majorly pertains to building taken on lease to conduct the business activities in The details of right of use asset held by the Group is as follows:

Particulars	(Rupees in Lakhs)			
	Addition for the year ended 31 March 2023 (Net of deletion)	Net Carrying amount as at 31 March 2023	Addition for the year ended 31 March 2022 (Net of deletion)	Net Carrying amount as at 31 March 2022
Building	217.43	447.76	520.15	827.36

The following are the amounts recognized in statement of profit and loss:

Particulars	(Rupees in Lakhs)	
	As at 31 March 2023	As at 31 March 2022
Depreciation on Right to use Asset	597.03	534.44
Interest on Lease Liability	84.85	188.71
<b>Total</b>	<b>681.88</b>	<b>723.15</b>

The following is movement in Lease Liability during the year ended 31st March, 2023

Particulars	(Rupees in Lakhs)	
	Year Ended 31 March 2023	Year Ended 31 March 2022
Balance at the beginning of the year	985.95	890.26
Addition during the year	281.42	520.15
Deletion during the year	(63.99)	-
Finance cost accrued during the year	84.85	188.71
Payment of lease liability	(799.69)	(613.17)
Balance at the end of the year 31st March, 2023	<b>488.54</b>	<b>985.95</b>

The following is breakup of Current and Non-Current Lease Liability as at 31st March, 2023

Particulars	(Rupees in Lakhs)	
	As at 31 March 2023	As at 31 March 2022
Current lease liability	477.70	108.69
Non-Current lease liability	10.84	877.26
<b>Total</b>	<b>488.54</b>	<b>985.95</b>

The table below provides details regarding the Contractual Maturities of Lease Liability as at 31st March, 2023 on an undiscounted

Particulars	(Rupees in Lakhs)	
	As at 31 March 2023	As at 31 March 2022
Less than one year	538.54	690.45
One to five year	11.22	447.92
More than five year	-	-

The Group do not foresee Liquidity Risk with regard to its Lease Liabilities as the Current Assets are Sufficient to meet the obligation related to Lease Liability as and when they fall.

**(b) Group as a lessor**

Lease arrangements where the group is lessor, lease rentals are recognized on straight line basis over the non-cancellable period

**Note 45.** Short term lease payment debited to Statement of Profit and Loss Account Rs 65.08 Lakhs (previous year Rs 59.16 Lakhs) pertaining to short term lease arrangement for a period of less than a year.



Handwritten signatures and initials.

**Note 46 : EMPLOYEE BENEFIT OBLIGATIONS**

**1) Post-Employment Obligations - Gratuity**

The Group provides gratuity for employees in India as per the Payment of Gratuity Act, 1972. Employees who are in continuous service for a period of 5 years are eligible for gratuity. The amount of gratuity payable on retirement/termination is the employees' last drawn basic salary per month computed proportionately for 15 days salary multiplied by the number of years of service. For the funded plan the Group makes contributions to recognised funds in India. The Group does not fully fund the liability and maintains a target level of funding to be maintained over a period of time based on estimations of expected gratuity payments.

The amounts recognised in the Statement of Financial Position and the movements in the net defined benefit obligation over the year are as follows:

(Rupees in Lakhs)		
<b>a. Reconciliation of present value of defined benefit obligation and the fair value of plan assets</b>	<b>As at 31 March 2023</b>	<b>As at 31 March 2022</b>
Present value obligation as at the end of the year	359.92	345.62
Fair value of plan assets as at the end of the year	-	-
<b>Net liability / (asset) recognized in balance sheet</b>	<b>359.92</b>	<b>345.62</b>
(Rupees in Lakhs)		
<b>b. Bifurcation of PBO at the end of year in current and non current</b>	<b>As at 31 March 2023</b>	<b>As at 31 March 2022</b>
Current liability	7.57	13.40
Non-current liability	352.35	332.22
<b>Total</b>	<b>359.92</b>	<b>345.62</b>
(Rupees in Lakhs)		
<b>c. Expected contribution for the next annual reporting period</b>	<b>As at 31 March 2023</b>	<b>As at 31 March 2022</b>
Service Cost	55.18	52.01
Net Interest Cost	26.49	24.82
<b>Total</b>	<b>81.67</b>	<b>76.83</b>
(Rupees in Lakhs)		
<b>d. Changes in defined benefit obligation</b>	<b>As at 31 March 2023</b>	<b>As at 31 March 2022</b>
Present value obligation as at the beginning of the year	345.62	179.55
Interest cost	24.82	12.22
Past Service Cost including curtailment Gains/Losses	-	-
Service cost	43.57	41.77
Actuarial loss/(gain) on obligations	(54.08)	112.08
<b>Present value obligation as at the end of the year</b>	<b>359.93</b>	<b>345.62</b>
(Rupees in Lakhs)		
<b>e. Amount recognized in the statement of profit and loss</b>	<b>As at 31 March 2023</b>	<b>As at 31 March 2022</b>
Current service cost	43.57	41.77
Net Interest cost	24.82	12.22
<b>Amount recognised in the statement of profit and loss</b>	<b>68.39</b>	<b>53.99</b>
(Rupees in Lakhs)		
<b>f. Other Comprehensive Income</b>	<b>As at 31 March 2023</b>	<b>As at 31 March 2022</b>
Net cumulative unrecognized actuarial gain/(loss) opening	(158.64)	(46.55)
Actuarial gain/(loss) on PBO	54.08	(112.08)
Actuarial gain/(loss) for the year on Asset	-	-
<b>Unrecognised actuarial gain/(loss) at the end of the year</b>	<b>(104.56)</b>	<b>(158.63)</b>
(Rupees in Lakhs)		
<b>g. Economic Assumptions</b>	<b>As at 31 March 2023</b>	<b>As at 31 March 2022</b>
Discount rate	7.36%	7.18%
Future salary increase	6.00%	6.00%



Handwritten signatures and initials of the auditors.

h. Demographic Assumptions	As at 31 March 2023	As at 31 March 2022
Retirement Age (Years)	58	58
Mortality rates inclusive of provision for disability	IALM (2012-14)	IALM (2012-14)
Ages	Withdrawal Rate (%)	Withdrawal Rate (%)
Up to 30 Years	3.00	3.00
From 31 to 44 Years	2.00	2.00
Above 44 Years	1.00	1.00

(Rupees in Lakhs)		
i. Sensitivity analysis for gratuity liability	As at 31 March 2023	As at 31 March 2022
<b>Impact of the change in discount rate</b>		
Present value of obligation at the end of the year	359.92	345.62
a) Impact due to increase of 0.50 %	(20.51)	(20.13)
b) Impact due to decrease of 0.50 %	22.27	21.91

(Rupees in Lakhs)		
j. Impact of the change in salary increase	As at 31 March 2023	As at 31 March 2022
Present value of obligation at the end of the year	359.92	345.62
a) Impact due to increase of 0.50%	16.72	18.49
b) Impact due to decrease of 0.50 %	(16.44)	(18.08)

(Rupees in Lakhs)		
k. Maturity Profile of Defined Benefit Obligation	As at 31 March 2023	As at 31 March 2022
Year		
0 to 1 year	7.57	13.40
1 to 2 year	7.30	6.00
2 to 3 year	34.28	6.68
3 to 4 year	15.14	29.92
4 to 5 year	5.24	13.74
5 to 6 year	7.55	6.09
6 Year onward	282.84	269.79


l. The major categories of plan assets are as follows: (As Percentage of total Plan Assets)	As at 31 March 2023	As at 31 March 2022
Funds Managed by Insurer	-	-

**2) Leave Encashment**

Provision for leave encashment in respect of unavailed leaves standing to the credit of employees is made on actuarial basis. The Group does not maintain any fund to pay for leave encashment

**3) Defined Contribution Plans**

The Company also has defined contribution plan i.e. contributions to provident fund in India for employees. The Company makes contribution to statutory fund in accordance with Employees Provident Fund and Misc. Provision Act, 1952. This is post-employment benefit and is in the nature of defined contribution plan. The contributions are made to registered provident fund administered by the government. The provident fund contribution charged to statement of profit & loss for the year ended 31 March, 2023 amount to Rs. 35.01 Lakhs (P.Y. Rs. 20.02 Lakhs).



*[Handwritten signature]*

*[Handwritten signature]*

**Note 47 : AUDITOR'S REMUNERATION**

(Rupees in Lakhs)

Particulars	Year Ended 31 March 2023	Year Ended 31 March 2022
Audit fees	2.01	2.87
Certification charges	0.20	0.12
<b>Total</b>	<b>2.21</b>	<b>2.99</b>

**Note 48 : SEGMENT INFORMATION**

In line with the provisions of Ind AS 108 - Operating Segments and on the basis of review of operations being done by the management of the Group, the operations of the Group falls under real estate business, which is considered to be the only reportable segment by management.

(Rupees in Lakhs)

Revenue from operations	Year Ended 31 March 2023	Year Ended 31 March 2022
Within India	18,174.23	11,226.94
Outside India	-	-
<b>Total</b>	<b>18,174.23</b>	<b>11,226.94</b>

None of the non- current assets are held outside India.

Single Customer represents 10% or more of Company's total revenue for the year ended 31st March 2023 are as under:

(Rupees in Lakhs)

Particulars	No. of Customers	Year Ended 31 March 2023	No. of Customers	Year Ended 31 March 2022
Customer represents 10% or more of total revenue	6	1,224.43	1	258.04

**Note 49** :The Group is having accumulated losses to the tune of Rs. 15,289.59 Lakhs (P.Y. Rs. 9,763.55 Lakhs) resulting in full erosion of net worth of the Group. The holding Group is supporting the cash flows of the Group.The Group is constructing commercial and township real estate project,According to the management of the Group the accumulated losses are temporary in nature and will be compensated with profit of unsold inventory in near future.On the basis of these facts, the accounts of the Group have been prepared on going concern basis.



*[Handwritten signatures and initials]*

**Note 50 : FAIR VALUE MEASUREMENTS**


**(i) Financial Assets and Liabilities by category**

Particulars	Note	(Rupees in Lakhs)	
		As at 31 March 2023	As at 31 March 2022
<b>Financial Assets</b>			
<b>Non Current</b>			
Other Financial Assets	5	177.07	162.08
<b>Current</b>			
Trade Receivables	10	4,398.13	4,670.45
Cash & Cash Equivalents	11	7,148.02	1,391.53
Other bank balance	12	1,971.88	330.27
Loans	13	31,963.88	39,051.96
Other Financial Assets	14	26,112.17	26,831.24
<b>Total Financial Assets</b>		<b>71,771.15</b>	<b>72,437.53</b>
<b>Non- Current</b>			
Borrowings			
Lease Liabilities	18	7,634.56	14,109.63
Trade Payables	19	10.84	877.26
Other Financial Liabilities	20	4,294.89	11,726.38
<b>Current Liabilities</b>	21	3,401.08	2,597.84
Borrowings			
Lease Liabilities	24	8,797.89	15,705.82
Trade Payables	25	477.70	108.69
Other Financial Liabilities	26	15,103.59	14,758.54
<b>Total Financial Liabilities</b>	27	<b>3,612.68</b>	<b>9,086.00</b>
		<b>43,333.23</b>	<b>68,970.16</b>

**(ii) Fair value of financial assets and liabilities measured at amortised cost**

Particulars	As at 31 March 2023		As at 31 March 2022	
	Carrying Amount	Fair Value	Carrying Amount	Fair Value
<b>Financial Assets</b>				
<b>Non Current</b>				
Other Financial Assets	177.07	177.07	162.08	162.08
<b>Current</b>				
Trade Receivables	4,398.13	4,398.13	4,670.45	4,670.45
Cash & Cash Equivalents	7,148.02	7,148.02	1,391.53	1,391.53
Other bank balances	1,971.88	1,971.88	330.27	330.27
Loans	31,963.88	31,963.88	39,051.96	39,051.96
Other Financial Assets	26,112.17	26,112.17	26,831.24	26,831.24
<b>Total Financial Assets</b>	<b>71,771.15</b>	<b>71,771.15</b>	<b>72,437.53</b>	<b>72,437.53</b>
<b>Financial Liabilities</b>				
<b>Non-current liabilities</b>				
Borrowings	7,634.56	7,634.56	14,109.63	14,109.63
Lease Liabilities	10.84	10.84	877.26	877.26
Trade Payables	4,294.89	4,294.89	11,726.38	11,726.38
Other Financial Liabilities	3,401.08	3,401.08	2,597.84	2,597.84
<b>Current Liabilities</b>				
Borrowings	8,797.89	8,797.89	15,705.82	15,705.82
Lease Liabilities	477.70	477.70	108.69	108.69
Trade Payables	15,103.59	15,103.59	14,758.54	14,758.54
Other Financial Liabilities	3,612.68	3,612.68	9,086.00	9,086.00
<b>Total Financial Liabilities</b>	<b>43,333.23</b>	<b>43,333.23</b>	<b>68,970.16</b>	<b>68,970.16</b>

For short term financial assets and liabilities carried at amortized cost, the carrying value is reasonable approximation of fair value.



*[Handwritten signatures and initials]*

**Note 51 : RISK MANAGEMENT**

The Group's activities expose it to market risk, liquidity risk and credit risk. The management has the overall responsibility for the establishment and oversight of the group's risk management framework. This note explains the sources of risk which the entity is exposed to and how the entity manages the risk and the related impact in the financial statements.

**Credit risk**

Credit risk is the risk that a counterparty fails to discharge its obligation to the group. The Group's exposure to credit risk is influenced mainly by cash and cash equivalents, trade receivables and financial assets measured at amortised cost. The Group continuously monitors defaults of customers and other counterparties and incorporates this information into its credit risk controls.

**Credit risk management**

Credit risk rating

The Group assesses and manages credit risk of financial assets based on following categories arrived on the basis of assumptions, inputs and factors specific to the class of financial assets.

A: Low credit risk on financial reporting date

B: Moderate credit risk

C: High credit risk

The Group provides for expected credit loss based on the following:

Credit risk	Basis of categorisation	Provision for expected credit loss
Low credit risk	Cash and cash equivalents and other bank balances	12 month expected credit loss
Moderate credit risk	Trade receivables and other financial assets	Life time expected credit loss or 12 month expected credit loss

Based on business environment in which the Group operates, a default on a financial asset is considered when the counter party fails to make payments within the agreed time period as per contract. Loss rates reflecting defaults are based on actual credit loss experience and considering differences between current and historical economic conditions.

Assets are written off when there is no reasonable expectation of recovery, such as a debtor declaring bankruptcy or a litigation decided against the Group. The Group continues to engage with parties whose balances are written off and attempts to enforce repayment. Recoveries made are recognised in the statement of profit and loss.

Credit rating	Particulars	(Rupees in Lakhs)	
		As at 31 March 2023	As at 31 March 2022
A: Low credit risk	Cash and cash equivalents and other bank balances	9,150.46	1,729.13
B: Moderate credit risk	Trade receivables and other financial assets	62,620.69	70,708.40

**Concentration of trade receivables**

Trade receivables consist of a large number of customers spread across various states in India with no significant concentration of credit risk.

**Credit risk exposure****Provision for expected credit losses**


The Group provides for 12 month expected credit losses for following financial assets –

**As at 31 March 2023**

Particulars	(Rupees in Lakhs)		
	Estimated gross carrying amount at default	Expected credit losses	Carrying amount net of impairment provision
Trade Receivables	4,398.13	-	4,398.13
Security deposits	348.11	-	348.11
Loans and Advances	60,195.89	2,321.44	57,874.45
<b>Total</b>	<b>64,942.13</b>	<b>2,321.44</b>	<b>62,620.69</b>

**As at 31 March 2022**

Particulars	(Rupees in Lakhs)		
	Estimated gross carrying amount at default	Expected credit losses	Carrying amount net of impairment provision
Trade Receivables	4,670.45	-	4,670.45
Security deposits	338.67	-	338.67
Loans and Advances	65,699.28	-	65,699.28
<b>Total</b>	<b>70,708.40</b>	<b>-</b>	<b>70,708.40</b>



*[Handwritten signature]*

*[Handwritten signature]*

*[Handwritten signature]*

The Group considers provision for lifetime expected credit loss for trade receivables. Given the nature of business operations, the Group's receivables from real estate business has little history of losses as transfer of legal title of properties sold is generally passed on to the customer, once the Group receives the entire consideration. Therefore trade receivables have been considered as moderate credit risk financial assets. Further, during the periods presented, the Group has made no write-offs of receivables.

#### Liquidity risk

Liquidity risk is the risk that the Group will encounter difficulty in meeting the obligations associated with its financial liabilities that are settled by delivering cash or another financial asset. The Group's approach to managing liquidity is to ensure as far as possible, that it will have sufficient liquidity to meet its liabilities when they are due.

Management monitors rolling forecasts of the liquidity position and cash and cash equivalents on the basis of expected cash flows. The Group takes into account the liquidity of the market in which the entity operates.

#### Maturities of financial liabilities

The tables below analyse the financial liabilities into relevant maturity pattern based on their contractual maturities.

Particulars	(Rupees in Lakhs)						Total	Carrying Amount
	Less than 1 year	1 - 2 years	2 - 3 years	3 - 6years	more than 6Years			
<b>As at 31 March 2023</b>								
Non-current borrowings	8,745.76	2,852.73	894.10	3,888.07	-	<b>16,380.66</b>	16,373.49	
Current borrowings	58.96	-	-	-	-	<b>58.96</b>	58.96	
Trade Payables	15,103.59	4,294.89	0.00	-	-	<b>19,398.48</b>	19,398.48	
Other Financial Liabilities	4,299.47	605.41	218.95	2,331.20	-	<b>7,510.77</b>	7,502.30	
<b>Total</b>	<b>28,207.78</b>	<b>7,753.04</b>	<b>1,113.06</b>	<b>6,219.27</b>	<b>55.74</b>	<b>43,348.87</b>	<b>43,333.23</b>	
<b>As at 31 March 2022</b>								
Long term borrowings	15,827.42	11,952.37	2,188.89	-	-	<b>29,968.68</b>	29,815.45	
Trade Payables	14,758.54	8,064.56	3,661.83	-	-	<b>26,484.92</b>	26,484.92	
Other Financial Liabilities	9,778.57	2,583.92	11.22	117.05	-	<b>12,490.76</b>	12,669.79	
<b>Total</b>	<b>40,364.53</b>	<b>22,600.85</b>	<b>5,861.94</b>	<b>117.05</b>	<b>-</b>	<b>68,944.36</b>	<b>68,970.16</b>	

#### Market risk

##### Interest Rate risk

The Group's policy is to minimise interest rate cash flow risk exposures on long-term financing. At 31 March the Group is exposed to changes in market interest rates through bank borrowings at variable interest rates. Other borrowings are at fixed interest rates.

Group's exposure to interest rate risk on borrowings is as follows :

Particulars	(Rupees in Lakhs)	
	As at 31 March 2023	As at 31 March 2022
Variable rate	13,155.59	29,950.78
Fixed rate	3,284.03	17.90
<b>Total</b>	<b>16,439.62</b>	<b>29,968.68</b>

The following table illustrates the sensitivity of profit and equity to a possible change in interest rates of +/- 1% (31 March 2022: +/- 1%; 31 March 2021: +/-1%). These changes are considered to be reasonably possible based on observation of current market conditions. The calculations are based on a change in the average market interest rate for each period, and the financial instruments held at each reporting date that are sensitive to changes in interest rates. All other variables are held constant.

Particulars	(Rupees in Lakhs)	
	Profit for the year +1%	Profit for the year -1%
31 March 2023	161.29	(161.29)
31 March 2022	277.31	(277.31)




Handwritten signatures and initials in blue ink, including a large signature and several initials.



**Note 52 : Related parties disclosures****A. Related parties are classified as :**

<b>(a) Ultimate Holding company</b>	
1	Guild Builders Private Limited
<b>(b) Holding company</b>	
1	Omaxe Limited
<b>(c) Fellow Subsidiary companies</b>	
1	Atulah Contractors and Constructions Private Limited
2	Omaxe Garv Buildtech Private Limited
3	Jagdamba Contractors and Builders Limited
4	Omaxe Buildwell Limited
5	Omaxe Buildhome Limited
6	Omaxe Forest Spa and Hills Developers Limited
7	Omaxe Infrastructure Limited
8	Omaxe Pancham Realcon Private Limited
9	Aashna Realcon Private Limited
10	Omaxe World Street Private Limited
11	Arman Builders Private Limited
12	Omaxe Heritage Private Limited
13	Glacier Agro Food Products Private Limited
14	Dinkar Realcon Private Limited
15	Omaxe New Amritsar Developers Private Limited
16	Davesh technobuild Private Limited
17	Ashray Infrabuild Private Limited
18	Hemang Buildcon Private Limited
<b>(d) Subsidiary of fellow Subsidiary company</b>	
1	Omaxe India Trade Centre Private Limited
2	Reliable Manpower Solutions Limited
<b>(e) Entities over which key managerial personnel and/or their relatives exercise significant control</b>	
1	DVM Realtors Private Limited
2	Arhant Infrabuild Private Limited
3	Bhargav Builders Private Limited
4	Goel Brothers
5	Goel Construction
6	Numax Realcon Private Limited
<b>(f) Key Managerial Personnel</b>	
1	Mr. Rohtas Goel



*[Handwritten signatures and initials]*

(B) Summary of Related Parties Transactions are as under:  
(i) Transactions made during the year are as under:

( Rupees in Lakhs)

S.No.	Nature of Transactions	Year ended	Holding Company/ Fellow Subsidiaries	Entities over which key managerial personnel and/or their relatives exercise significant control	Key Managerial Personnel/Direc tors/CEO & Relatives of Key Managerial Personnel	Total
1	Income from trading goods	31 March 2023	47.38	-	-	47.38
		31 March 2022	103.16	-	-	103.16
2	Sale of fixed assets	31 March 2023	-	-	-	-
		31 March 2022	1.19	-	-	1.19
3	Purchase of fixed assets	31 March 2023	39.58	-	-	39.58
		31 March 2022	8.39	-	-	8.39
4	Royalty Paid	31 March 2023	-	-	51.00	51.00
		31 March 2022	-	-	-	-
5	Guarantee Charges recovered	31 March 2023	5.21	-	-	5.21
		31 March 2022	-	-	-	-
6	Building material purchases	31 March 2023	84.21	-	-	84.21
		31 March 2022	142.99	-	-	142.99
7	Construction Cost	31 March 2023	1.07	-	-	1.07
		31 March 2022	44.95	-	-	44.95
8	Bank Commission Charges	31 March 2023	14.22	-	-	14.22
		31 March 2022	13.97	-	-	13.97
9	Share of Customer advance as per reveune share agreement	31 March 2023	(17,562.65)	-	-	(17,562.65)
		31 March 2022	5,986.80	-	-	5,986.80
10	Advance received /refund	31 March 2023	20,327.14	216.50	-	20,543.64
		31 March 2022	34,774.94	39.87	-	34,814.80
11	Loan received/received back	31 March 2023	12,144.94	-	-	12,144.94
		31 March 2022	45.25	-	-	45.25
12	Advances paid	31 March 2023	26,598.47	1,749.59	-	28,348.06
		31 March 2022	27,968.45	392.00	-	28,360.45
13	Loan repaid/given	31 March 2023	5,056.86	-	-	5,056.86
		31 March 2022	44.00	-	-	44.00
14	Security received	31 March 2023	1,957.37	-	-	1,957.37
		31 March 2022	-	-	-	-
15	Security paid	31 March 2023	367.37	-	-	367.37
		31 March 2022	-	-	-	-
16	Corporate guarantee issued	31 March 2023	7,725.77	-	-	7,725.77
		31 March 2022	-	-	-	-
17	Bank guarantee matured	31 March 2023	-	-	-	-
		31 March 2022	1.00	-	-	1.00

(ii) Closing Balance as at

( Rupees in Lakhs)

S.No.	Nature of Transactions	Year ended	Holding Company/ Fellow Subsidiaries	Entities over which key managerial personnel and/or their relatives exercise significant control	Key Managerial Personnel/ Directors/CEO & Relatives of Key Managerial Personnel	Total
1	Advances recoverable	31 March 2023	20,718.67	80.72	-	20,799.39
		31 March 2022	20,721.92	88.72	-	20,810.64
2	Loan recoverable	31 March 2023	31,963.88	-	-	31,963.88
		31 March 2022	39,051.96	-	-	39,051.96
3	Trade payables	31 March 2023	-	-	54.00	54.00
		31 March 2022	28.86	-	-	28.86
4	Advances / Balance outstanding	31 March 2023	61,510.88	3,055.04	-	64,565.92
		31 March 2022	69,742.83	1,636.09	-	71,378.92
5	Security Payable outstanding	31 March 2023	1,590.00	-	-	1,590.00
		31 March 2022	-	-	-	-
6	Bank guarantees	31 March 2023	2,733.00	-	-	2,733.00
		31 March 2022	2,733.00	-	-	2,733.00
7	Corporate guarantees (Amount outstanding in respect of Corporate Guarantee given on account of loan availed by Holding Copmany.and Fellow Subsidiaries)	31 March 2023	35,050.08	-	-	35,050.08
		31 March 2022	55,031.21	-	-	55,031.21



Handwritten signatures of the accountants.

<b>(C) Particulars of Related Parties Transactions made during the year</b>			
<b>(i) Transactions made during the year</b>			
<b>Particular</b>	<b>Relationship</b>	<b>2022-2023</b>	<b>( Rupees in Lakhs) 2021-2022</b>
<b>1 Income from trading goods</b>			
Omaxe Limited	Holding Company	45.37	95.68
Omaxe Heritage Private Limited	Fellow Subsidiary	0.88	4.00
Omaxe World Street Private Limited	Fellow Subsidiary	0.76	0.39
Atulah Contractors and Constructions Private Limited	Fellow Subsidiary	-	2.49
Omaxe Buildhome Limited	Fellow Subsidiary	0.08	0.60
Omaxe Pancham Realcon Private Limited	Fellow Subsidiary	0.29	-
<b>2 Sale of fixed assets</b>			
Omaxe Limited	Holding Company	-	1.19
<b>3 Purchase of fixed assets</b>			
Omaxe Limited	Holding Company	32.02	0.58
Jagdamba Contractors and Builders Limited	Fellow Subsidiary	0.56	7.81
Omaxe World Street Private Limited	Fellow Subsidiary	7.00	-
<b>4 Royalty Paid</b>			
Rohtas Goel	Key Managerial Person	51.00	-
<b>5 Guarantee Charges recovered</b>			
Omaxe Limited	Holding Company	5.21	-
<b>6 Building material purchases</b>			
Omaxe Limited	Holding Company	49.88	68.69
Jagdamba Contractors and Builders Limited	Fellow Subsidiary	0.26	55.31
Atulah Contractors and Constructions Private Limited	Fellow Subsidiary	5.18	1.80
Omaxe World Street Private Limited	Fellow Subsidiary	4.33	1.34
Omaxe Pancham Realcon Private Limited	Fellow Subsidiary	4.69	1.94
Omaxe Forest Spa and Hills Developers Limited	Fellow Subsidiary	0.12	0.67
Omaxe Garv Buildtech Private Limited	Fellow Subsidiary	2.23	1.06
Omaxe Buildhome Limited	Fellow Subsidiary	17.52	12.18
<b>7 Construction Cost</b>			
Jagdamba Contractors and Builders Limited	Fellow Subsidiary	1.07	44.95
<b>8 Bank Commission Charges</b>			
Omaxe Limited	Holding Company	14.22	13.97
<b>9 Share of Customer advance as per reveune share agreement</b>			
Omaxe Limited	Holding Company	(17,562.65)	5,986.80
<b>10 Advance received /refund</b>			
Omaxe Limited	Holding Company	14,233.21	17,324.17
Glacier Agro Food Products Private Limited	Fellow Subsidiary	368.00	-
Omaxe Buildhome Limited	Fellow Subsidiary	0.02	0.11
Omaxe Garv Buildtech Private Limited	Fellow Subsidiary	1.72	-
Jagdamba Contractors and Builders Limited	Fellow Subsidiary	1,957.37	0.40
Omaxe Forest Spa and Hills Developers Limited	Fellow Subsidiary	0.06	-
Omaxe Heritage Private Limited	Fellow Subsidiary	2,516.17	17,444.69
Omaxe New Amritsar Developers Private Limited	Fellow Subsidiary	912.30	-
Dinkar Realcon Private Limited	Fellow Subsidiary	190.00	-
Omaxe Pancham Realcon Private Limited	Fellow Subsidiary	8.83	2.28
Omaxe World Street Private Limited	Fellow Subsidiary	20.21	0.60
Omaxe India Trade Centre Private Limited	Fellow Subsidiary	13.25	2.68
Davesh technobuild Private Limited	Fellow Subsidiaries	56.00	-
Ashray Infrabuild Private Limited	Fellow Subsidiaries	6.74	-
Hemang Buildcon Private Limited	Fellow Subsidiaries	43.26	-
Bhargav Builders Private Limited	Entities over which key managerial personnel and/or their relatives exercise significant control	207.50	-
Arhant Infabuild Private Limited	Entities over which key managerial personnel and/or their relatives exercise significant control	9.00	7.00
DVM Realtors Private Limited	Entities over which key managerial personnel and/or their relatives exercise significant control	-	32.87



*[Handwritten signature]*

*[Handwritten signature]*

<b>11</b>	<b>Loan received/received back</b>			
	Jagdamba Contractors and Construction Private Limited	Fellow Subsidiary	1,020.00	-
	Omaxe Garv Buildtech Private Limited	Fellow Subsidiary	11,124.94	45.25
<b>12</b>	<b>Advances paid</b>			
	Omaxe Limited	Holding Company	25,290.82	27,411.85
	Aashna Realcon Private Limited	Fellow Subsidiary	1.00	0.20
	Omaxe Buildhome Limited	Fellow Subsidiary	0.02	0.11
	Omaxe Forest Spa and Hills Developers Limited	Fellow Subsidiary	0.14	0.31
	Omaxe New Amritsar Developers Private Limited	Fellow Subsidiary	871.00	-
	Dinkar Realcon Private Limited	Fellow Subsidiary	185.00	-
	Omaxe Heritage Private Limited	Fellow Subsidiary	10.56	549.63
	Omaxe World Street Private Limited	Fellow Subsidiary	20.68	2.15
	Glacier Agro Food Products Private Limited	Fellow Subsidiary	100.00	-
	Omaxe India Trade Centre Private Limited	Fellow Subsidiary	13.25	2.68
	Omaxe Buildwell Limited	Fellow Subsidiary	-	1.52
	Davesh technobuild Private Limited	Fellow Subsidiaries	56.00	-
	Ashray Infrabuild Private Limited	Fellow Subsidiaries	6.74	-
	Hemang Buildcon Private Limited	Fellow Subsidiaries	43.26	-
	Bhargav Builders Private Limited	Entities over which key managerial personnel and/or their relatives exercise significant control	207.50	-
	Arhant Infabuild Private Limited	Entities over which key managerial personnel and/or their relatives exercise significant control	1.00	-
	DVM Realtors Private Limited	Entities over which key managerial personnel and/or their relatives exercise significant control	1,541.09	392.00
<b>13</b>	<b>Loan repaid/given</b>			
	Jagdamba Contractors and Construction Private Limited	Fellow Subsidiary	1,020.00	-
	Omaxe Garv Buildtech Private Limited	Fellow Subsidiary	4,036.86	44.00
<b>14</b>	<b>Security received</b>			
	Jagdamba Contractors and Builders Limited	Fellow Subsidiary	1,957.37	-
<b>15</b>	<b>Security paid</b>			
	Jagdamba Contractors and Builders Limited	Fellow Subsidiary	367.37	-
<b>16</b>	<b>Corporate Guarantee issued</b>			
	Omaxe Garv Buildtech Private Limited	Fellow Subsidiary	7,725.77	-
<b>17</b>	<b>Bank Guarantee Matured</b>			
	Omaxe Limited	Holding Company	-	1.00



*[Handwritten signature]*

*[Handwritten signature]*

<b>(ii) Closing Balances as at</b>			
<b>Particular</b>	<b>Relationship</b>	<b>( Rupees in Lakhs)</b>	
		<b>As at 31st March, 2023</b>	<b>As at 31st March, 2022</b>
<b>1 Advances recoverable</b>			
Omaxe Limited	Holding Company	4.58	-
Omaxe Pancham Realcon Private Limited	Fellow Subsidiary	20,712.89	20,721.72
Ashna Realcon Private Limited	Fellow Subsidiary	1.20	0.20
Arhant Infabuild Private Limited	Entities over which key managerial personnel and/or their relatives exercise significant control	80.72	88.72
<b>2 Loan recoverable</b>			
Omaxe Garv Buildtech Private Limited	Fellow Subsidiary	31,963.88	39,051.96
<b>3 Trade payables</b>			
Jagdamba Contractors and Builders Limited	Fellow Subsidiary	-	27.70
Atulah Contractors and Constructions Private Limited	Fellow Subsidiary	-	1.16
Rohtas Goel	Key Managerial Person	54.00	-
<b>4 Advances / Balance outstanding</b>			
Omaxe Limited	Holding Company	41,699.12	52,752.15
Omaxe World Street Private Limited	Fellow Subsidiary	-	0.47
Omaxe Forest Spa and Hills Developers Limited	Fellow Subsidiary	-	0.08
Omaxe Heritage Private Limited	Fellow Subsidiary	19,400.66	16,895.05
Reliable Manpower Solutions Limited	Subsidiary of Fellow Subsidiary	95.08	95.08
Glacier Agro Food Products Private Limited	Fellow Subsidiary	268.00	-
Omaxe Garv Buildtech Private Limited	Fellow Subsidiary	1.72	-
Omaxe New Amritsar Developers Private Limited	Fellow Subsidiary	41.30	-
Dinkar Realcon Private Limited	Fellow Subsidiary	5.00	-
DVM Realtors Private Limited	Entities over which key managerial personnel and/or their relatives exercise significant control	95.00	1,636.09
Goel Brothers	Entities over which key managerial personnel and/or their relatives exercise significant control	1,687.08	-
Goel Construction	Entities over which key managerial personnel and/or their relatives exercise significant control	997.66	-
Numax Realcon Private Limited	Entities over which key managerial personnel and/or their relatives exercise significant control	275.30	-
<b>5 Security Payable outstanding</b>			
Jagdamba Contractors and Construction Private Limited	Fellow Subsidiary	1,590.00	-
<b>6 Bank guarantees</b>			
Omaxe Limited	Holding Company	2,733.00	2,733.00
<b>7 Corporate guarantees</b> (Amount outstanding in respect of Corporate Guarantee given on account of loan availed by Holding Copmany, and Fellow Subsidiaries)			
Omaxe Limited	Holding Company	27,324.31	55,031.21
Omaxe Garv Buildtech Private Limited	Fellow Subsidiary	7,725.77	-



*Handwritten signature*

*Handwritten initials*


**Note 53 : CAPITAL MANAGEMENT POLICIES****(a) Capital Management**

The Group's capital management objectives are to ensure the Group's ability to continue as a going concern as well as to provide an adequate return to shareholders by pricing products and services commensurately with the level of risk.

The Group monitors capital on the basis of the carrying amount of equity plus its subordinated loan, less cash and cash equivalents as presented on the face of the statement of financial position and cash flow hedges recognised in other comprehensive income.

The Group manages its capital structure and makes adjustments to it in the light of changes in economic conditions and the risk characteristics of the underlying assets. In order to maintain or adjust the capital structure, the Group may adjust the amount of dividends paid to shareholders, return capital to shareholders or issue new shares. The amounts managed as capital by the Group are summarised as follows:

Particulars	(Rupees in Lakhs)	
	As at 31 March 2023	As at 31 March 2022
Long term Borrowings	16,373.49	29,815.45
Short term Borrowings	58.96	-
Less: Cash and cash equivalents	7,148.02	1,391.53
<b>Net debt</b>	<b>23,580.47</b>	<b>31,206.98</b>
Total equity	(10,289.59)	(4,763.55)
<b>Net debt to equity ratio</b>	-	-



Handwritten signatures and initials, including a large signature on the left and several initials on the right.

**Note 54: GROUP INFORMATION**

**Information about subsidiaries/entity consolidated**

The consolidated financial statements of the Group include entities listed in the table below :

S. No.	Name of Entity	Country of Incorporation	Proportion (%) of Equity Interest	
			As at 31-March-2023	As at 31-March-2022
<b>A</b>	<b>Subsidiaries of Omaxe New Chandigarh Developers Private Limited</b>			
1	Aadhira Developers Private Limited(up to 17.10.2022)	India	-	100.00
2	Ashray Infrabuild Private Limited(up to 13.09.2022)	India	-	100.00
3	Bhanu Infrabuild Private Limited	India	100.00	100.00
4	Caspian Realtors Private Limited	India	100.00	100.00
5	Daman Builders Private Limited	India	100.00	100.00
6	Damodar Infratech Private Limited	India	100.00	100.00
7	Davesh Technobuild Private Limited(up to 13.09.2022)	India	-	100.00
8	Dinkar Realcon Private Limited(up to 13.09.2022)	India	-	100.00
9	Ekapad Developers Private Limited	India	100.00	100.00
10	Hemang Buildcon Private Limited(up to 13.09.2022)	India	-	100.00
11	Hiresh Builders Private Limited(up to 17.10.2022)	India	-	100.00
12	Manit Developers Private Limited	India	100.00	100.00
13	Rupesh Infratech Private Limited	India	100.00	100.00
14	Sanvim Developers Private Limited(up to 17.10.2022)	India	-	100.00
15	Shubh Bhumi Developers Private Limited	India	100.00	100.00
16	NRI City Developers Private Limited	India	100.00	100.00
<b>B</b>	<b>Subsidiaries of Bhanu Infrabuild Private Limited</b>			
1	Aarzo Technobuild Private Limited	India	100.00	100.00
2	Abheek Builders Private Limited	India	100.00	100.00
3	Radiance Housing and Properties Private Limited	India	100.00	100.00

**Note 55: Additional information, as required under Schedule III of the Companies Act, 2013, of the enterprises consolidated as subsidiaries / entities consolidated:**

S.No.	Name of the entity in the group	Net assets (total assets minus total liabilities)		Share in profit or (loss)		Share in Other Comprehensive Income		Share in Total Comprehensive Income	
		As % of consolidated net assets	Amount (Rupees in Lakhs)	As % of consolidated profit or loss	Amount (Rupees in Lakhs)	As % of consolidated other comprehensive Income	Amount (Rupees in Lakhs)	As % of consolidated Total comprehensive Income	Amount (Rupees in Lakhs)
	<b>Parent</b>								
	Omaxe New Chandigarh Developers Private Limited	27.23	(2,802.21)	59.28	(3,316.18)	91.07	61.63	58.89	(3,254.55)
	<b>Subsidiaries-Indian</b>								
1	Aadhira Developers Private Limited	-	-	(0.00)	0.06	-	-	(0.00)	0.06
2	Ashray Infrabuild Private Limited	-	-	(0.02)	1.22	-	-	(0.02)	1.22
3	Bhanu Infrabuild Private Limited*	72.68	(7,478.90)	40.71	(2,277.82)	8.93	6.04	41.11	(2,271.78)
4	Caspian Realtors Private Limited	0.02	(1.78)	0.01	(0.28)	-	-	0.01	(0.28)
5	Daman Builders Private Limited	(0.00)	0.22	0.00	(0.25)	-	-	0.00	(0.25)
6	Damodar Infratech Private Limited	(0.00)	0.06	0.01	(0.36)	-	-	0.01	(0.36)
7	Davesh Technobuild Private Limited	-	-	(0.01)	0.58	-	-	(0.01)	0.58
8	Dinkar Realcon Private Limited	-	-	0.01	0.26	-	-	(0.00)	0.26
9	Ekapad Developers Private Limited	(0.00)	0.20	0.01	(0.28)	-	-	0.01	(0.28)
10	Hemang Buildcon Private Limited	-	-	(0.01)	0.65	-	-	(0.01)	0.65
11	Hiresh Builders Private Limited	-	-	(0.02)	0.87	-	-	(0.02)	0.87
12	Manit Developers Private Limited	0.02	(1.80)	0.01	(0.38)	-	-	0.01	(0.38)
13	NRI City Developers Private Limited	0.02	(2.00)	(0.00)	0.19	-	-	(0.00)	0.19
14	Rupesh Infratech Private Limited	0.02	(1.88)	0.01	(0.31)	-	-	0.01	(0.31)
15	Sanvim Developers Private Limited	-	-	0.02	(1.38)	-	-	0.03	(1.38)
16	Shubh Bhumi Developers Private Limited	0.01	(1.50)	0.01	(0.30)	-	-	0.01	(0.30)

\* This enterprise has been consolidated based on its consolidated financial statements.



*Handwritten signatures and initials.*

**Note 56. Standards issued and amended but not effective**

The Ministry of Corporate Affairs (MCA) notifies new Indian Accounting Standards or amendments to the existing standards under Companies (Indian Accounting Standards) Rules as issued from time to time. On March 23, 2023, MCA amended the Companies (Indian Accounting Standards) Rules, 2015 by issuing the Companies (Indian Accounting Standards) Amendment Rules, 2023 applicable from April 1, 2023, as below:

**IND AS 1 - Presentation of Financial Statements** - The amendments require companies to disclose their material accounting policy rather than their significant accounting policies. Accounting policy information, together with other information, is material when it can reasonably be expected to influence decisions of primary users of general purpose financial statements. The company does not expect this amendment to have any significant impact in its financial statement.

**IND AS 12- Income Taxes**- The amendments clarify how companies account for deferred tax on transactions such as leases and decommissioning obligations. The amendments narrowed the scope of the recognition exemption in paragraphs 15 and 24 of Ind AS 12 (recognition exemption) so that it no longer applies to transaction that, on initial recognition, give rise to equal taxable and deductible temporary differences. The group is evaluating the impact, if any, in its financial statements.

**Ind AS 8- Accounting Policies, Changes in Accounting Estimates and Errors**- The amendments will help entities to distinguish between accounting policies and accounting estimates, the definition of a change in accounting estimates has been replaced with a definition of accounting estimates. Under the new definition, accounting estimates are "monetary amounts in financial statement that are subject to measurement uncertainty". Entities develop accounting estimates if accounting policies require item in financial statement to be measured in a way that involves measurement uncertainty. The company does not expect this amendment to have any significant impact in its financial statements.

**Note 57. (a)** No funds have been advanced/loaned/invested (from borrowed fund or from share premium or from any other sources/kind of fund) by the group to any other person(s) or entity(ies), including foreign entities(intermediaries), with the understanding (whether recorded in writing or otherwise) that the intermediary shall (i) directly or indirectly lend or invest in other person or entities identified in any manner whatsoever by or on behalf of the group (Ultimate Beneficiaries) or (ii) provide any guarantee, security or like to or on behalf of the Ultimate Beneficiaries.

**(b)** No funds have been received by the group from any person(s) or entity(ies), including foreign entities (funding Parties), with the understanding (whether recorded in writing or otherwise) that the group shall (i) directly or indirectly lend or invest in other persons or entities identified in any manner whatsoever by or on behalf of the Funding Party (Ultimate Beneficiaries) or (ii) provide any guarantee, security or the like on behalf of the Ultimate Beneficiaries.

**Note 58.** The Indian parliament has approved the Code of Social Security, 2020 which would impact the contribution by the company towards provident fund and gratuity. The Ministry of Labour and Employment has released draft rules for the Code on Social Security, 2020 on November 13, 2020. The company will assess the impact and its evaluation once the subject rules are notified. The group will give appropriate impact in its financial statement in the period in which, the code become effective and the related rules to determine the financial impact are published.

**Note 59.** Additional regulatory information required by Schedule-III of Companies Act 2013

i) **Relationship with struck off companies:** The group do not have any relationship with companies struck off under section 248 of Companies Act 2013 or Section 560 of Companies Act 1956.

ii) **Details of Benami Property:** No proceeding have been initiated or are pending against the group for holding any Benami property under Benami Transaction (Prohibition) Act 1988 and the Rules made thereunder.

iii) **Compliance with numbers of layer of Companies:** The group has complied with the number of layers prescribed under Companies Act 2013.

iv) **Compliance with approved Scheme of Arrangement:** The group has not entered into any scheme of arrangement which has an accounting impact on current or previous financial year.

v) **Undisclosed Income:** There is no income surrendered or disclosed as income during current or previous year in the tax assessment under the Income Tax Act 1961 that has not been recorded in books of accounts.

vi) **Details of Crypto Currency or Virtual Currency:** The group has not traded or invested in crypto currency or virtual currency during the current or previous year.

**Note 60:** The Previous year figures have been regrouped/ reclassified, wherever necessary, to make them comparable with current year figures.

As per our audit report of even date attached

For and on behalf of

**B S D & Co.**

Chartered Accountants

(Regn. No. -0003125) & CO.

10003125

New Delhi

Sujata Sharma

Partner

M.No. 087913

Chartered Accountants

Place: New Delhi

Date: 24th May, 2023

For and on behalf of board of directors

Dheeraj Agrawal

Director

DIN:10061395

Serve Mitter Kamboj

Chief Financial Officer

Bhupendra Singh

Chief Executive Officer/Director

DIN:02548347

Bhawna

Company Secretary

M.No. A34644



(Pursuant to first proviso to sub-section (3) of section 129 read with rule 5 of Companies (Accounts) Rules, 2014)  
Statement containing salient features of the financial statement of subsidiaries

(Rupees in Lakhs)

Sl. No. of Subsidiary/Step Subsidiary	Reporting period for the subsidiary concerned, if different from the holding company's reporting period	The date since when subsidiary was acquired	Reporting currency and exchange rate as on the last date of the financial year in the case of foreign subsidiaries.	Share capital	Reserves & surplus	Total Assets	Total Liabilities (Non Current and Current Liability)	Investments	Turnover (including other income)	Profit/(loss) before taxation	Provision for taxation	Profit/(loss) after taxation	Proposed Dividend	% of shareholding
1	Bhanu Infrabuild Private Limited	31 March 2023	05 November 2008	INR	(7,474.07)	16,096.14	23,565.21	15.00	1,518.11	(3,041.03)	(764.44)	(2,276.59)	-	100.00
2	Caspian Realtors Private Limited	31 March 2023	16 March 2011	INR	(0.11)	1.06	0.16	-	-	(0.27)	-	(0.27)	-	100.00
3	Daman Builders Private Limited	31 March 2023	16 March 2011	INR	0.05	1.19	0.14	-	-	(0.25)	-	(0.25)	-	100.00
4	Damedar Infratech Private Limited	31 March 2023	11 March 2011	INR	(0.16)	1.08	0.24	-	-	(0.36)	-	(0.36)	-	100.00
5	Ekepad Developers Private Limited	31 March 2023	11 March 2011	INR	0.01	1.20	0.19	-	-	(0.27)	-	(0.27)	-	100.00
6	Manit Developers Private Limited	31 March 2023	08 March 2011	INR	0.08	1.31	0.23	-	-	(0.37)	-	(0.37)	-	100.00
7	NRI City Developers Private Limited	31 March 2023	15 June 2017	INR	17.70	113.84	95.14	-	0.51	0.19	-	0.19	-	100.00
8	Rupesh Infratech Private Limited	31 March 2023	16 March 2011	INR	0.01	1.15	0.14	-	-	(0.30)	-	(0.30)	-	100.00
9	Shubh Bhumi Developers Private Limited	31 March 2023	01 September 2009	INR	(0.30)	356.75	356.04	-	0.28	(0.29)	0.01	(0.30)	-	100.00
10	Axzoos Technobuild Private Limited	31 March 2023	05 November 2008	INR	(2.02)	49.41	46.43	-	-	(0.47)	-	(0.47)	-	100.00
11	Abheek Builders Private Limited	31 March 2023	05 November 2008	INR	0.03	5.26	0.23	-	-	(0.30)	-	(0.30)	-	100.00
12	Radiance Housing and Properties Private Limited	31 March 2023	05 November 2008	INR	(1.13)	4.00	0.13	-	-	(0.45)	-	(0.45)	-	100.00


For and on behalf of board of directors

*[Signature]*  
Dheeraj Agrawal  
Director  
DIN:10061395

*[Signature]*  
Bhupendra Singh  
Chief Executive Officer/Director  
DIN:02548347

*[Signature]*  
Sandeep Mittal Kamboj  
Chief Financial Officer

*[Signature]*  
Bhupendra Singh  
Company Secretary  
M.No. A34644



Place: New Delhi  
Date: 24th May, 2023